

K.N.CROWDER MFG. INC.

New PRECISION GROUND Bearings



WE HAVE REDESIGNED
our nylon ball bearing hangers & track.
The *new and improved* hangers will now be supplied
with our *new precision ground bearings*.




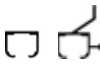

















These *new precision ground bearings* will easily
handle the same load capacity (weight)
but are *virtually silent and incredibly smooth*.

We have cycle tested* *our new* hangers
to the equivalent of over 30 years of normal use
(over 150,000 cycles) without experiencing
any measurable wear or increase in noise.

* One cycle = one opening and one closing of the door



“Ken Newton Crowder, my father, started the business with the idea that he wouldn’t put his




















	TRACK	SERIES	OPERATION	APPLICATION	DOOR TYPE	MAX. LOAD/DOOR	FEATURES	PAGE
SINGLE TRACK POCKET		C-300	Sliding	Residential, Hotel	Medium Duty	75 LBS. (2 Hangers)	Low Head Space	4
		C-350	Sliding	Residential, Hotel	Medium Duty	75 LBS. (2 Hangers)	Adjustable 3-Wheel Hanger	5
		C-400	Sliding	Residential, Office, Institutional, Hotel	Heavy Duty	125 LBS. (2 Hangers)	Quiet Ball Bearing Operation	6
		C-411 Quick Release C-412	Sliding Sliding	Hospital & Nursing Homes	Medium/ Heavy Duty	150 LBS. (2 Hangers)	Quick Release	7
		C-104	Sliding & Folding	Industrial	Heavy Duty	200 LBS. (2 Hangers)	Side Mount	8
		C-104	Sliding	Industrial	Heavy Duty	200 LBS. (2 Hangers) 400 LBS. (2 Hangers)	Low Head Space	9
		C-104	Sliding & Folding	Commercial	Heavy Duty	175 LBS. (2 Hangers)	Top Mount*	10
		C-104	Sliding	Industrial	Heavy Duty	350 LBS. (2 Hangers) 600 LBS. (2 Hangers)	Not Adjustable	11
		C-104	Sliding	Hospital & Nursing Homes	Heavy Duty	200 LBS. (2 Hangers)	Quick Release	12
		C-104	Sliding	Office, Industrial	Heavy Duty	350 LBS. (2 Hangers)	Top Mount*	13
		C-108	Sliding & Folding	Industrial	Heavy Duty	200 LBS. (2 Hangers)	Side Mount	14
		C-108	Sliding	Industrial	Heavy Duty	200 LBS. (2 Hangers) 400 LBS. (2 Hangers)	Low head Space	15
		C-108	Sliding & Folding	Commercial	Heavy Duty	175 LBS. (2 Hangers)	Top Mount	16
		C-108	Sliding	Industrial	Heavy Duty	350 LBS. (2 Hangers) 600 LBS. (2 Hangers)	Not Adjustable	17
		C-108	Sliding	Hospital & Nursing Homes	Heavy Duty	200 LBS. (2 Hangers)	Quick Release	18
		C-108	Sliding	Office, Institutional	Heavy Duty	350 LBS. (2 Hangers)	Top Mount*	19
		C-204	Sliding	Institutional, Commercial	Heavy Duty	250 LBS (2 Hangers)	Lab. Shield Ball Bearing Wheels	20
		C-204	Sliding	Industrial	Heavy Duty	250 LBS. (2 Hangers) 450 LBS. (2 Hangers)	Lab. Shield Ball Bearing Wheels	21
		C-204	Sliding	Industrial	Heavy Duty	225 LBS (2 Hangers)	Lab. Shield Ball Bearing Wheels	22
		C-204	Sliding	Industrial	Heavy Duty	400 LBS (2 Hangers) 600 LBS. (2 Hangers)	Lab. Shield Ball Bearing Wheels	23
		C-204	Sliding	Office, Institutional	Heavy Duty	600 LBS. (2 Hangers)	Top Mount*	24

* Custom bending available

www.kncrowder.com



name on the product unless he was 100% sure that his customer would be satisfied.” — PETER CROWDER,
PRESIDENT,
K.N.CROWDER MFG. INC.

		TRACK	SERIES	OPERATION	APPLICATION	DOOR TYPE	MAX. LOAD/DOOR	FEATURES	PAGE
POCKET DOOR KITS		Crowderframe	Type B Door Pocket	Sliding	Residential, Office, Institutional, Hotel	Medium/Heavy Duty	125 LBS. (2 Hangers)	Structural Pocket Framing Assembly	26/27
			Type C Door Pocket	Sliding	Hospital & Nursing Homes	Medium/Heavy Duty	150 LBS. (2 Hangers)	Structural Pocket Quick Release	26/27
DUAL TRACK BY-PASSING		C-500	C-500	By-Passing	Residential, Office, Institutional, Hotel	Medium/Heavy Duty	125 LBS. (2 Hangers)	Quiet Ball Bearing Operation	30
		C-538	NEW C-538	By-Passing	1 3/8 doors	Medium/Heavy Duty	125 LBS. (2 Hangers)	Quiet Ball Bearing Operation	31
		C-600	C-600	By-Passing	Residential, Office, Institutional, Hotel	Medium Duty	75 LBS (2 Hangers)	Adjustable 4-Wheel Hanger	32
		C-650	C-650	By-Passing	Residential, Office,	Medium Duty	75 LBS. (2 Hangers)	Low Head Space	33
		C-2025/C-2035	C-2025/C-2035	By-Passing	Residential	Light Duty	60 LBS. (2 Hangers)	Ease of Installation	34
BI-FOLDING/PIVOT		CF-100	CF-100	Bi-Fold	Residential, Office	Light, Louvered	20 IBS./Panel	Economy	35
		CF-115	CF-115	Folding	Residential, Office, Institutional, Hotel	Medium Duty	50 IBS./Panel	Medium Duty Track	36
		C-104 C-204	C-405 C-405	Pivot Pivot	Industrial Industrial	Heavy Duty Heavy Duty	75 IBS./Panel 150 IBS./Panel		37
		C-104 C-204	C-410 C-410	Pivot Pivot	Industrial Industrial	Heavy Duty Ext. Heavy Duty	150 IBS./Panel 200 IBS./Panel		38
		C-975	C-180-HD	Pivot Hanger	Industrial	Heavy Duty	250 IBS./Panel	Centre Pivot Hanger	39
		NEW	Come Along	Sliding		All Types	All Types	°	40
DOOR HARDWARE		NEW	Door Locks/Pulls	All Types	All Types	All Types	°	°	42
	NEW	C-110, C-130, C-413	Fascia/Guides	All Types	All Types	All Types	°	°	44
		NEW	Guides	All Types	All Types	All Types	Varies	°	43/44
CUSTOM SYSTEMS		C-104	C-900-4, C-116-4		Festooning Systems	Industrial	Heavy Duty	Varies	47
		CGH-10	NEW C-104, C-108	Glass Hanger	Residential, Office,	Light to Heavy Duty	175 IBS.	Clamp Hanger System	28
		CGH-12	NEW C-104, C-108 C-204	Glass Hanger Heavy Duty	Residential, Office, Hotel, Industrial	Heavy Duty	Max. 300 IBS.	Clamp Hanger System	28
		CR-101	CR100	Cubicle Track	Hospital	Medium Duty	°	°	45
		CST-700	NEW CST-700	Stacking Track	Room Dividers, Multiple Pocket Doors	Hospital All Types	250 IBS.	Heavy Duty	29
		Picture Rails	°	°	Schools, Gallerys	°	20 IBS.		46
		CrowderSlide	Telescoping Doors	Retracting	Retail Display Partitions Galleries	Heavy Duty	UP TO 300 LBS.	Telescoping to Minimize Floor Space	25



C-300 For Single & Bi-Parting, Bi-Passing, Pocket or Face Mounted Doors

DESIGN of an extra strong hanger is particularly useful on plywood or special material doors because of secure anchorage obtained. Six nylon wheels assure smooth, quiet performance of every door. Concealed track and hangers requiring 1" headroom only.

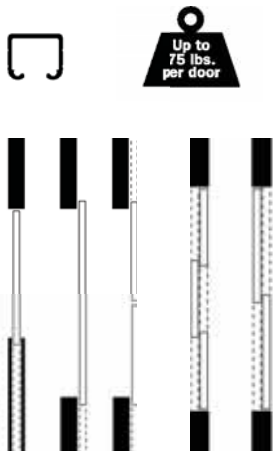
- Can be mounted side by side for by-pass applications
- Extruded Aluminum Track, 6063T5 Alloy weighing 0.210 lbs. per foot
- Load Capacity 75 lbs. (two hangers)

Optional Hardware

These items and other useful hardware components are shown in greater detail on pages 42-44.



C-300 Track



Pre-cut Track Length	Number of Doors
48"	1
64"	1
72"	1
84"	1
96"	1
120"	1

Series C-300 track by the foot Individual C-300 Hangers.

C-300 Kits & Parts

Complete set of C-300 Hangers (2) for one door, c/w screws & one set C-1203 guides.



C-109 Heavy-duty stabilizer.



C-200 Series

Recessed In-floor or In-door guides, are available as standard, or spring loaded for uneven floor conditions.



C-1206 Guidestrip works with C-1202 nylon guide.

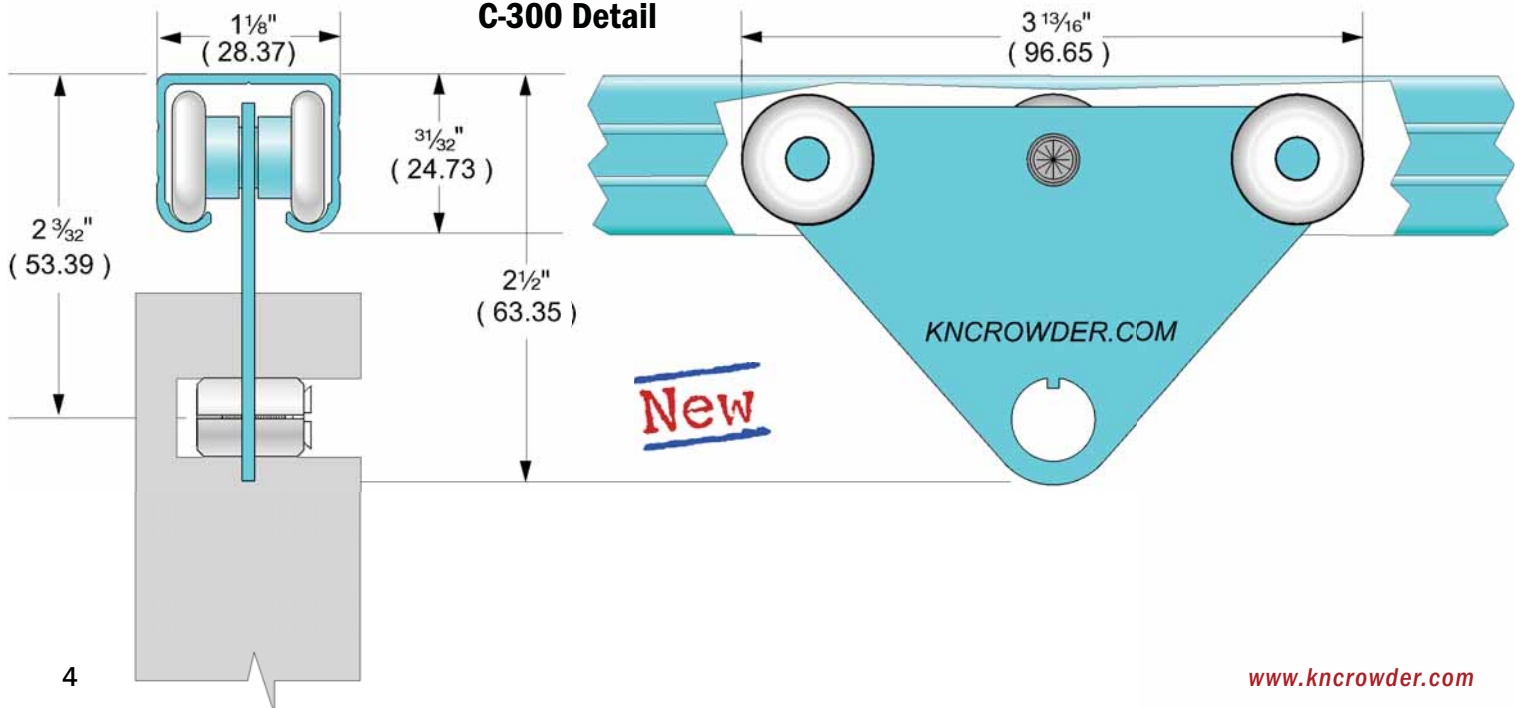



C-1200 Series

Nylon centre, Side or Side and Centre combinations, or a self-adjusting assembly simply ensure quiet, rigid operation.

■ Note: These are recommendations only, K.N.Crowder will provide track and hardware to your exact specifications and requirements.

C-300 Detail





C-350 For 3/4" - 1 3/8" Single & Bi-Parting, Bi-Passing, Pocket or Face Mounted Doors

THIS series is top hung for true vertical hang on doors. Features vertical adjustment by threaded door top plate and lock-nut.

- Can be mounted side by side for by-pass applications
- Extruded Aluminum Track, 6063T5 Alloy weighing 0.210 lbs. per foot
- Load Capacity 75 lbs. (2 hangers)



Optional Hardware

These items and other useful hardware components are shown in greater detail on pages 42-44.

C-350 Kits & Parts Complete set of C-350 Hangers (2) for one door, c/w screws & one set C-1203 guides.



#1 adjustable, spring loaded nylon door catch is easy to install.



C-100 / C-100HD
Door stop assists with door positioning.



C-200 Series
Recessed In-floor or In-door guides, are available as standard, or spring loaded for uneven floor conditions.



C-1200 Series
Nylon centre, Side or Side and Centre combinations, or a self-adjusting assembly simply ensure quiet, rigid operation.

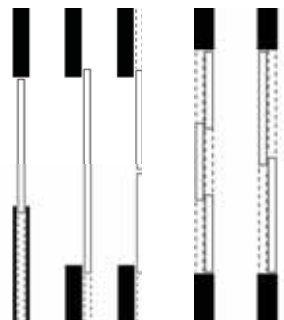
Pre-cut Track Length	Number of Doors
48"	1
64"	1
72"	1
84"	1
96"	1
120"	1

Series C-350 track by the foot Individual C-350 Hangers.

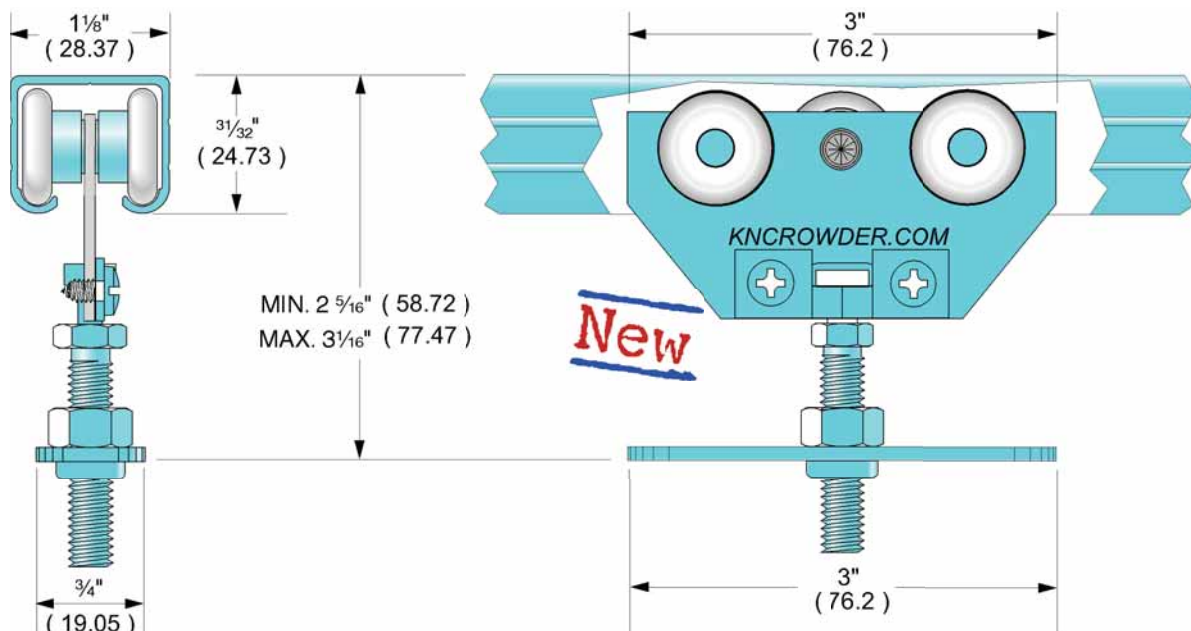
■ Note: These are recommendations only, K.N.Crowder will provide track and hardware to your exact specifications and requirements.

C-350 Track

C-350



C-350 Detail





C-400 For Single & Bi-Parting, Bi-Passing, Pocket or Face Mounted Doors

THIS series provides the ultimate in smooth performance. Eight ball bearing nylon tire wheels per door. Features vertical adjustment by threaded door top plate and lock-nut. Ideal for mirror covered and solid core doors. Can be mounted side by side for by-pass applications.

- Can be mounted side by side for by-pass applications
- Extruded Aluminum Track, 6063T5 Alloy weighing 0.310 lbs. per foot
- Load Capacity 125 lbs. (two hangers)



Optional Hardware

These items and other useful hardware components are shown in greater detail on pages 42-44.

C-400 Track

C-400



Pre-cut Track Length	Number of Doors
48"	1
64"	1
72"	1
84"	1
96"	1
120"	1

Series C-400 track by the foot Individual C-400 Hangers.

C-400 Kits & Parts

Complete set of C-400 Hangers (2) for one door, c/w screws & one set C-1203 guides.



C-401 Side mount bracket.



C-200 Series

Recessed In-floor or In-door guides, are available as standard, or spring loaded for uneven floor conditions.



C-1206 Guidestrip works with C-1202 nylon guide.

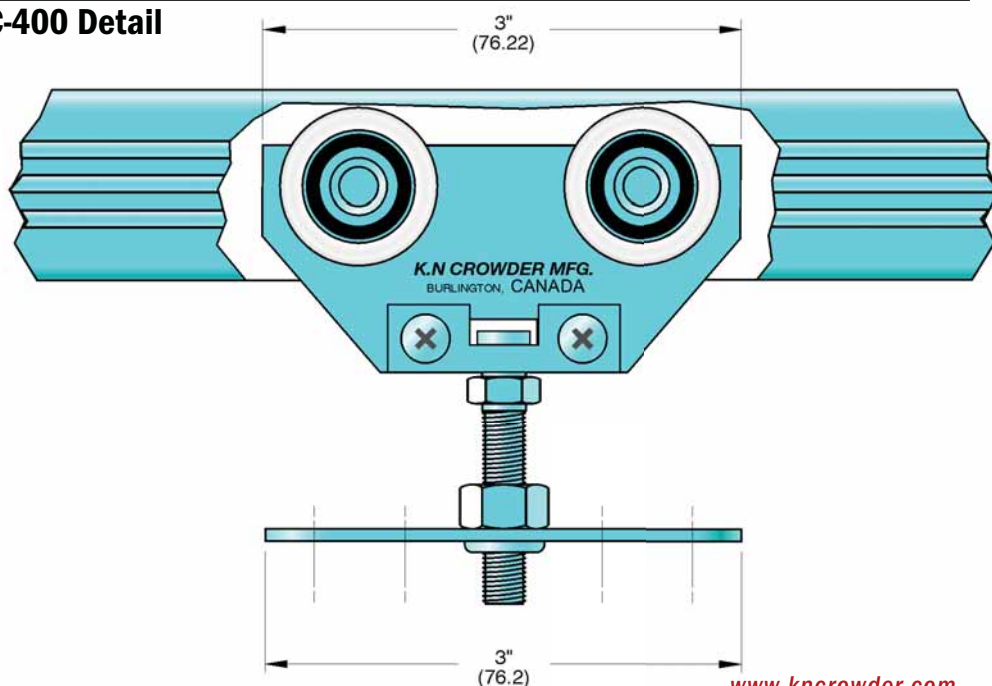
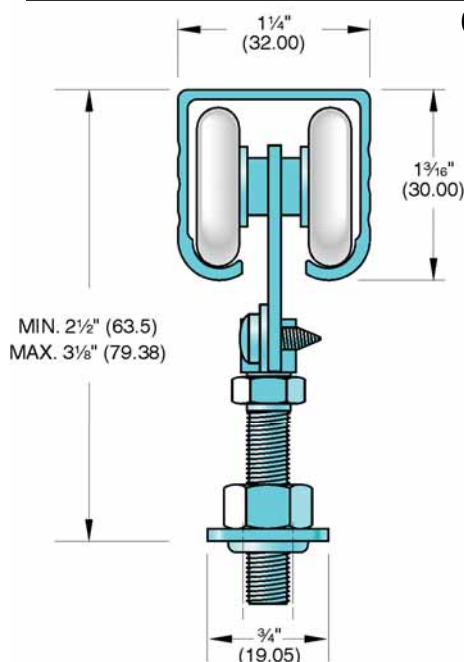


C-1200 Series

Nylon centre, Side or Side and Centre combinations, or a self-adjusting assembly simply ensure quiet, rigid operation.

■ Note: These are recommendations only, K.N.Crowder will provide track and hardware to your exact specifications and requirements.

C-400 Detail



C-411 & C-412

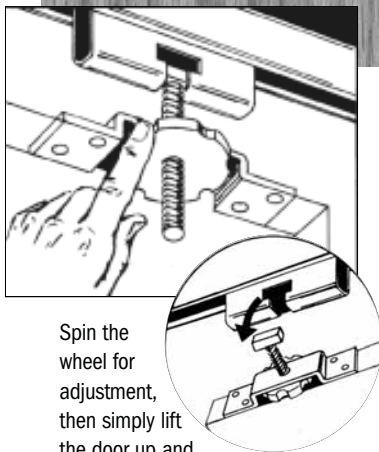
"Spinwheel" Quick-Release Hanger for Single & Bi-Parting, Bi-Passing, Pocket or Face Mounted Doors

An essential safety feature for **Nursing Homes** and **Hospitals**. The "Spinwheel Hanger" permits fast and easy door removal, from the outside regardless of door blockage. (eg: when a patient in distress in a washroom requires immediate assistance) Leveling and height adjustment can be accomplished by one person during door installation without the benefit of tools. Minimum clearance of 1/2" required between door and fascia to permit disengagement.



- Extruded Aluminum Track, 6063T5 Alloy weighing 0.388 lbs. per foot
- Load Capacity 150 lbs. (two hangers)

Optional Hardware These items and other useful hardware components are shown in greater detail on pages 42-44.



Spin the wheel for adjustment, then simply lift the door up and out for easy removal.



C-200 Series Recessed in-floor or in-door guides, are available as standard, or spring loaded for uneven floor conditions.



C-1200 Series Nylon centre, Side or Side and Centre combinations, or a self-adjusting assembly simply ensure quiet, rigid operation.

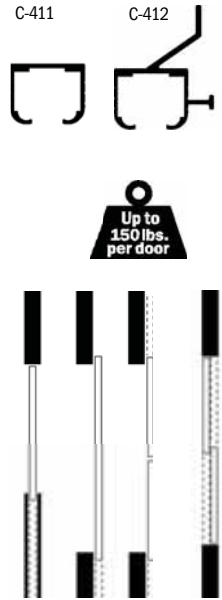
■ Note: These are recommendations only, K.N.Crowder will provide track and hardware to your exact specifications and requirements.

C-411 Kits & Parts

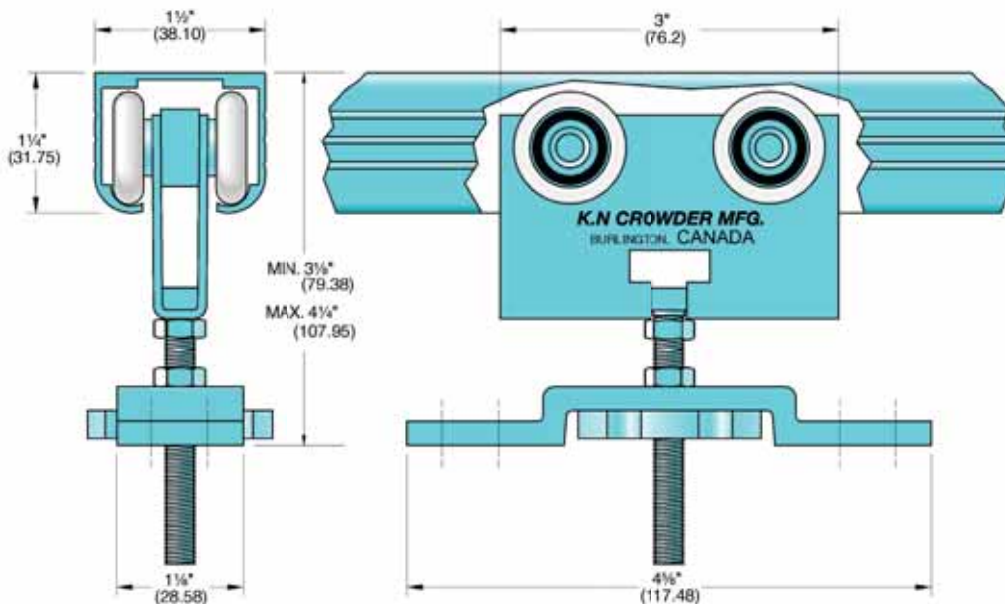
Complete set of C-411 Hangers (2) complete with (4) optional lock nuts for one door, screws and one set C-1203 guides.

Pre-cut Track Length	Number of Doors
48"	1
64"	1
72"	1
84"	1
96"	1
120"	1

C-411 & 412 Track

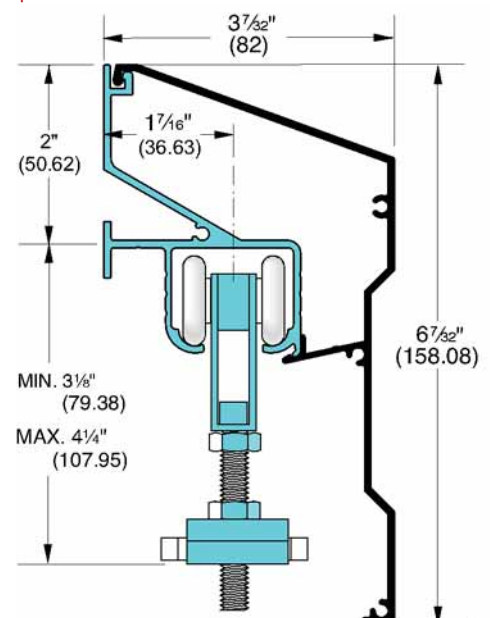


C-411 Detail



C-412& C-413 Detail

Shown complete with C-413 Fascia, optional





C-103-4 Hanger

For Single & Bi-Parting, Bi-Passing, Pocket or Face Mounted Doors

FOUR ball bearing nylon tire wheels per hanger. Designed for top and face mounting. Provides a secure grip for heavy loads.

- Use with Extruded Aluminum Track **C-104 Track**, 6063T5 Alloy weighing 0.621 lbs. per foot
- Load Capacity 200 lbs. (two hangers)



Optional Hardware

These items and other useful hardware components are shown in greater detail on pages 42-44.



See our full range of door pulls, in a variety of sizes and finishes.



C-402
Side Mount

C-403
Joiner Bracket

C-406
Top Mount

Specialty brackets and joiners are available for the C-104 track, where custom solutions are required.



C-200 Series Recessed In-floor or In-door guides, are available as standard, or spring loaded for uneven floor conditions.



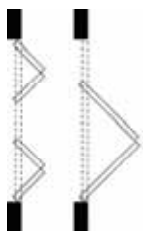
C-914 / C-916 Recessed In-floor or In-door channels and C-913/ C-915 heavy duty ball bearing door guides, ensure secure and smooth heavy door travel.



C-100 / C-100HD Door stop assists with door positioning.

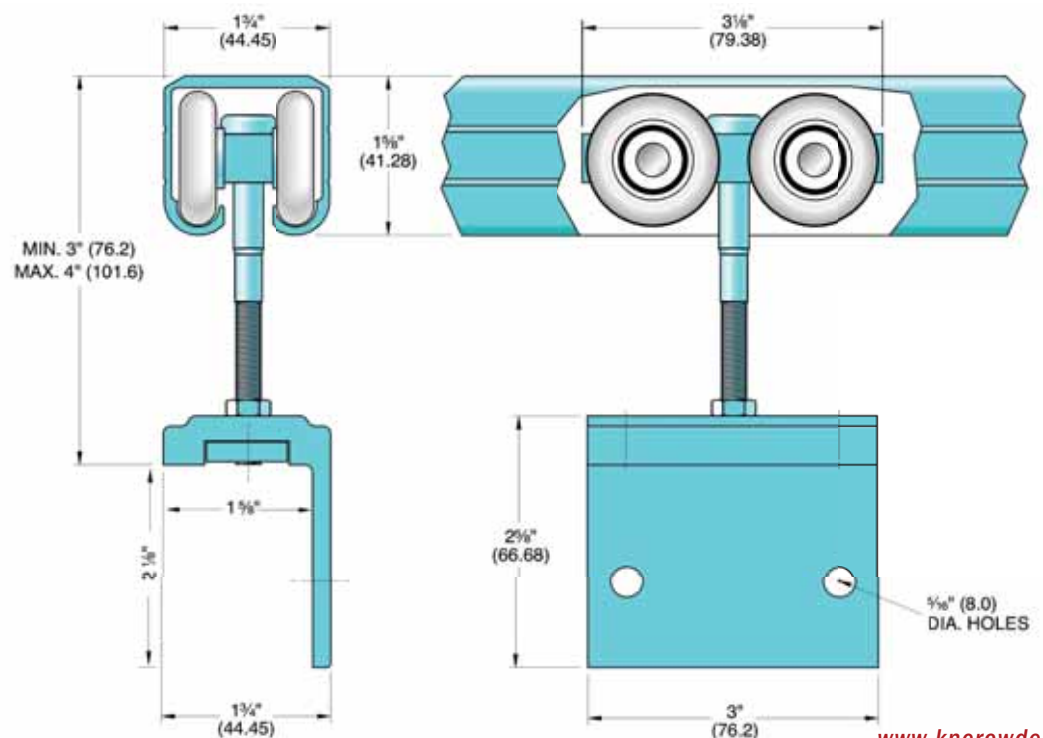
C-104 Track

C-104



■ Note: These are recommendations only, K.N.Crowder will provide track and hardware to your exact specifications and requirements.

C-103-4 Hanger with C-104 track detail curved track available



www.kncrowder.com



C-105-4 Hanger

For Single & Bi-Parting, Bi-Passing, Pocket or Face Mounted Doors

FOUR ball bearing nylon tire wheels per hanger. Kerf door 2" deep to receive hanger plate. Allows minimum head clearance.

- Custom full width continuous hanger mounting is available
- Extruded Aluminum **C-104 Track**, 6063T5 Alloy weighing 0.621 lbs. per foot
- Load Capacity 200 lbs. (two hangers)



C-105-8 Hanger

Eight-wheel version

- Load capacity 400 lbs. (two hangers)



C-104 Track

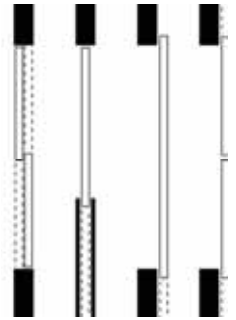
C-104



for C-105-4



for C-105-8



Optional Hardware These items and other useful hardware components are shown in greater detail on pages 42-44.



C-402

Side Mount

C-403

Joiner Bracket

C-406

Top Mount

Specialty brackets and joiners are available for the C-104 track, where custom solutions are required.



C-200 Series

Recessed In-floor or In-door guides, are available as standard, or spring loaded for uneven floor conditions.



C-914 / C-916

Recessed In-floor or In-door channels and C-913/C-915 heavy duty ball bearing door guides, ensure secure and smooth heavy door travel.



C-100 / C-100HD

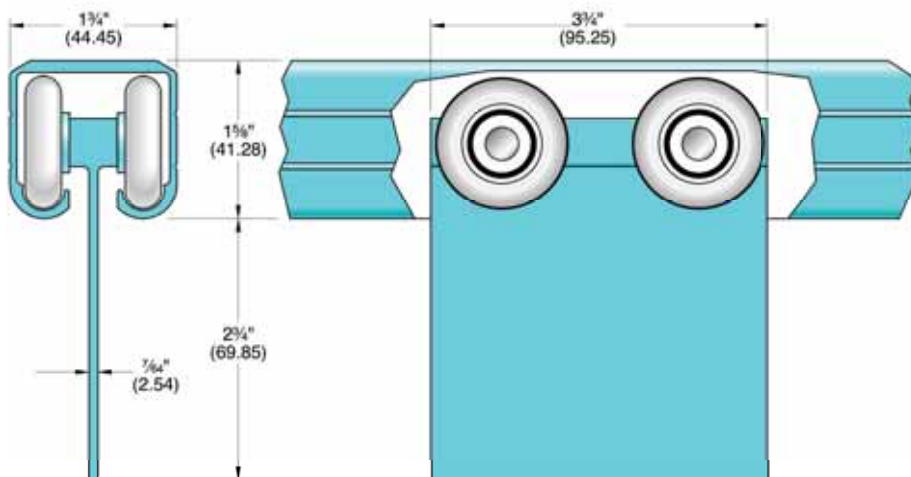
Door stop assists with door positioning.

■ Note: These are recommendations only, K.N.Crowder will provide track and hardware to your exact specifications and requirements.

See page 41:

How experts hang a door

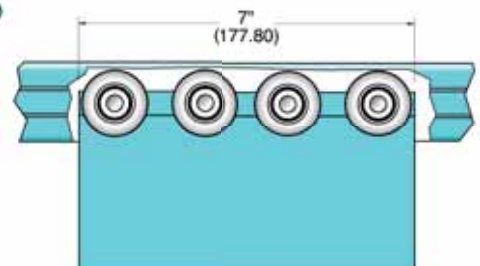
C-105-4 Hanger with C-104 track detail



Continuous Hanger

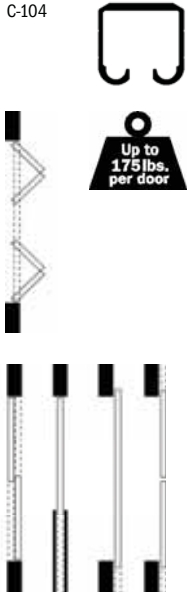
Available for any door width

C-105-8 Hanger with C-104 track detail



C-104 Track

C-104



Up to
175 lbs.
per door



C-106-4 Hanger

For Single & Bi-Parting, Bi-Passing, Pocket or Face Mounted Doors

FOUR ball bearing nylon tire wheels per hanger. Lock Nuts hold vertical adjustment. Suitable for all types of heavy sliding or bi-fold doors.

- Use with Extruded Aluminum **C-104 Track**, 6063T5 Alloy weighing 0.621 lbs. per foot
- Load Capacity 175 lbs. (two hangers)



Optional Hardware

These items and other useful hardware components are shown in greater detail on pages 42-44.

We specialize in Curved Track application See inside back cover



C-402

Side Mount

C-403

Joiner Bracket

C-406

Top Mount

Specialty brackets and joiners are available for the C-104 track, where custom solutions are required.



C-200 Series Recessed In-floor or In-door guides, are available as standard, or spring loaded for uneven floor conditions.



C-914 / C-916 Recessed In-floor or In-door channels and C-913/ C-915 heavy duty ball bearing door guides, ensure secure and smooth heavy door travel.

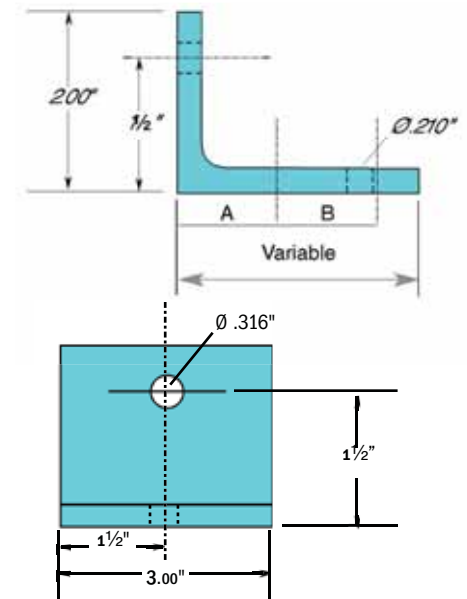


C-100 / C-100HD

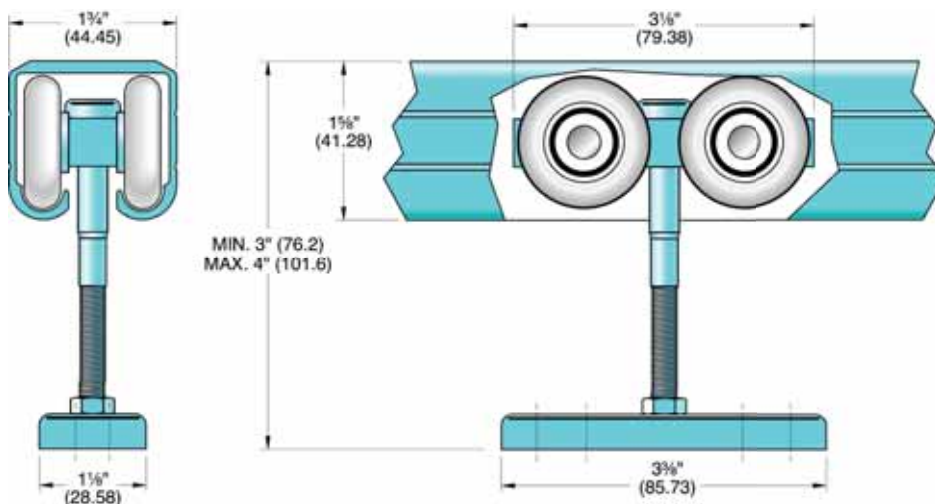
Door stop assists with door positioning.


■ Note: These are recommendations only, K.N.Crowder will provide track and hardware to your exact specifications and requirements.

CSM-1 Side Mount Bracket Available for various offsets



C-106-4 Hanger with C-104 Track Detail curved track available





C-107-4 Hanger

For Single & Bi-Parting, Bi-Passing, Pocket or Face Mounted Doors

FOUR ball bearing nylon tire wheels per hanger. Clamp type face mounting - adjustable for thickness of door ($1\frac{3}{4}" - 2\frac{1}{4}"$) by means of shim spacers on main bolt.

- Custom full door width continuous hanger mounting available
- Use with Extruded Aluminum **C-104 Track**, 6063T5 Alloy weighing 0.621 lbs. per foot
- Load Capacity 350 lbs. (two hangers)



Optional Hardware

These items and other useful hardware components are shown in greater detail on pages 42-44.

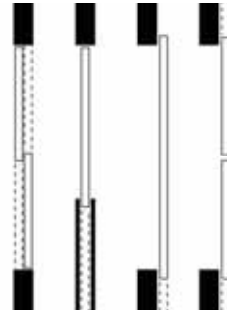


C-107-8 Hanger

Eight-wheel version

- Load capacity 600 lbs. (two hangers)

C-104 Track



C-402 Side Mount **C-403** Joiner Bracket **C-406** Top Mount

Specialty brackets and joiners are available for the C-104 track, where custom solutions are required.



C-200 Series Recessed In-floor or In-door guides, are available as standard, or spring loaded for uneven floor conditions.

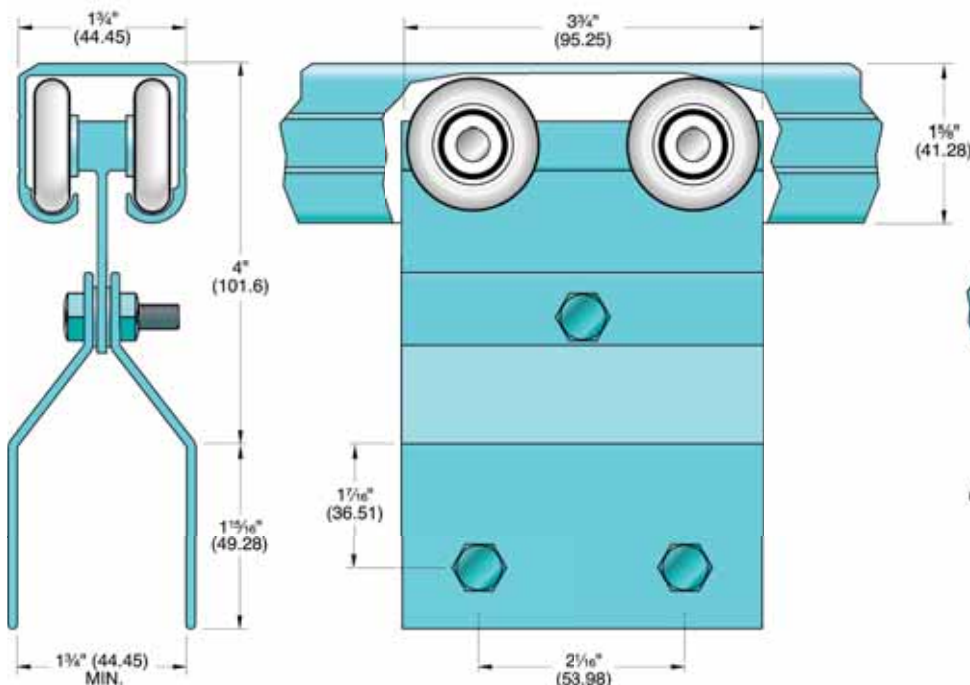


C-914 / C-916 Recessed In-floor or In-door channels and C-913 / C-915 heavy duty ball bearing door guides, ensure secure and smooth heavy door travel.



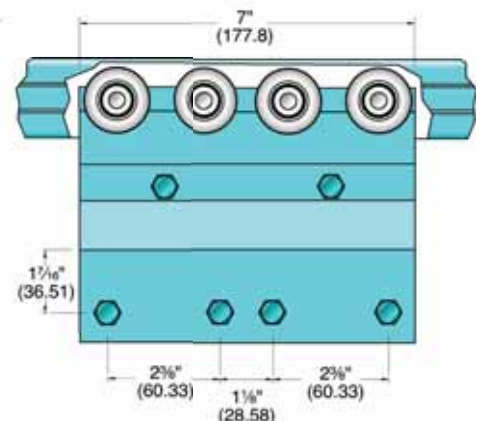
C-100 / C-100HD Door stop assists with door positioning.

C-107-4 Hanger with C-104 Track Detail



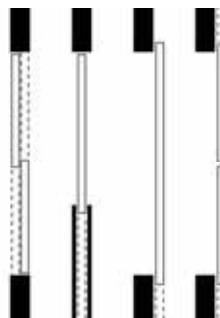
■ Note: These are recommendations only, K.N.Crowder will provide track and hardware to your exact specifications and requirements.

C-107-8 Hanger with C-104 Track Detail



C-104 Track

C-104



Optional Hardware

These items and other useful hardware components are shown in greater detail on pages 42-44.



C-402

Side Mount

C-403

Joiner Bracket

C-406

Top Mount

Specialty brackets and joiners are available for the C-104 track, where custom solutions are required.



C-200 Series

Recessed In-floor or In-door guides, are available as standard, or spring loaded for uneven floor conditions.



C-914 / C-916

Recessed In-floor or In-door channels and C-913/C-915 heavy duty ball bearing door guides, ensure secure and smooth heavy door travel.



C-100 / C-100HD

Door stop assists with door positioning.



C-911 Hanger

"Spinwheel"
Quick-Release Hanger

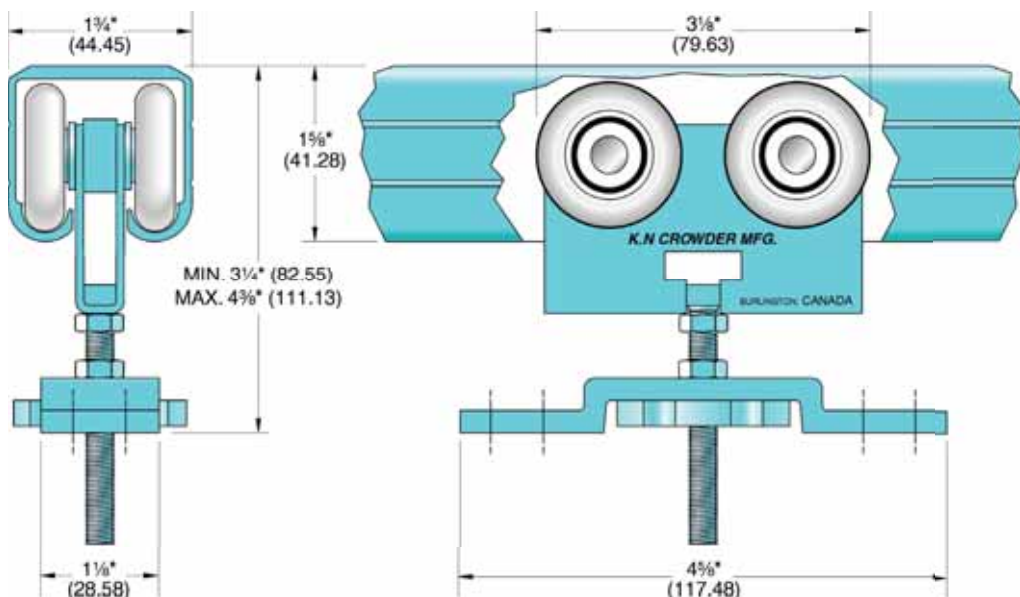
An essential safety feature for **Nursing Homes** and **Hospitals**. The "Spinwheel Hanger" permits fast and easy door removal, from the outside regardless of door blockage. (eg: when a patient in distress in a washroom requires immediate assistance.) Leveling and height adjustment can be accomplished by one person during door installation without the benefit of tools. Minimum clearance of 1/2" required between door and fascia to permit disengagement.



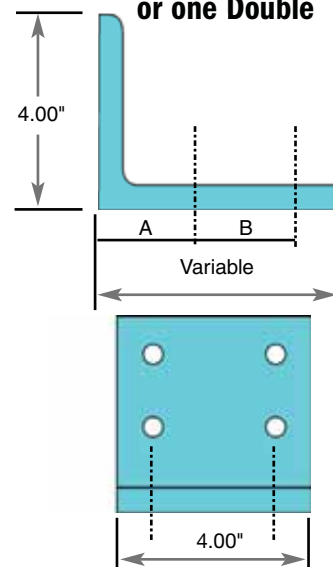
- Use with Extruded Aluminum **C-104 Track**, 6063T5 Alloy weighing 0.621 lbs. per foot
- Load Capacity 200 lbs. (two hangers)

Spin the wheel for adjustment, then simply lift the door up and out for easy removal.

C-911 Hanger with C-104 Track Detail



CDSM-1 Double Side Mount Bracket Available for Various Offsets or two Single Tracks or one Double





C-994 Hanger

"Spinwheel"
Hanger

STEEL HANGER with "Spinwheel" adjuster. Four ball bearing nylon tire wheels on solid, machined steel body, c/w 3/8" dia. bolt with 1-1/4" adjustment range.

- Use with Extruded Aluminum **C-104 Track**, 6063T5 Alloy weighing 0.621 lbs. per foot
- Load Capacity 350 lbs. (two hangers)



Optional Hardware

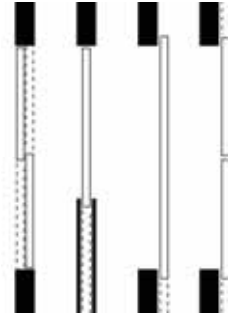
These items and other useful hardware components are shown in greater detail on pages 42-44.



We specialize in Curved Track application See inside back cover

C-104 Track

C-104



C-402

Side Mount

C-403

Joiner Bracket

C-406

Top Mount

Specialty brackets and joiners are available for the C-104 track, where custom solutions are required.



C-200 Series Recessed

In-floor or In-door guides, are available as standard, or spring loaded for uneven floor conditions.



C-914 / C-916 Recessed In-floor

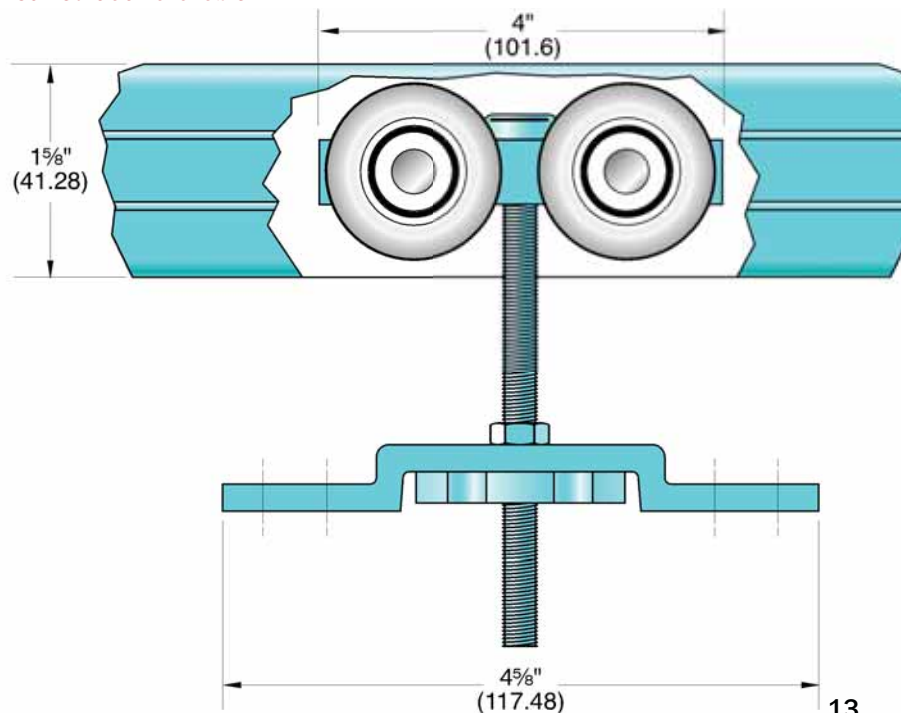
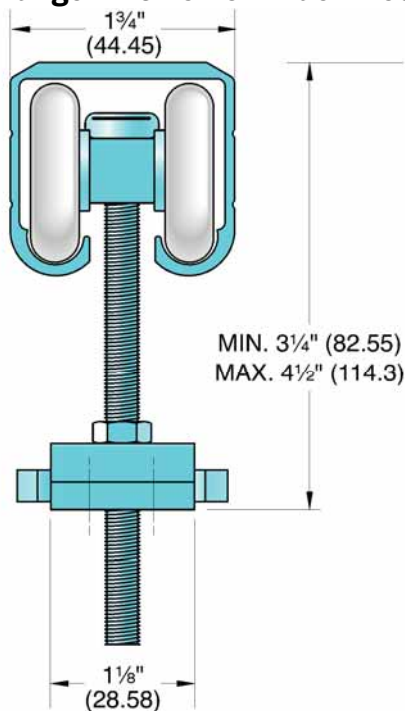
or In-door channels and C-913/ C-915 heavy duty ball bearing door guides, ensure secure and smooth heavy door travel.



C-100 / C-100HD

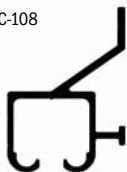
Door stop assists with door positioning.

C-994 Hanger with C-104 Track Detail Curved track available



C-108 Track

C-108



Optional Hardware These items and other useful hardware components are shown in greater detail on pages 42-44.

C-103-4 Hanger

For Single & Bi-Parting, Pocket or Face Mounted Doors

FOUR ball bearing nylon tire wheels per hanger. Kerf door 2" deep to receive hanger plate. Allows minimum head clearance. Designed for top and face mounting. Provides a secure grip for heavy loads. Easy vertical adjustment. C-108 Side-Mount, all-in-one track that eliminates the need for additional hardware or millwork for wall mount sliding door conditions.

- Use with Extruded Aluminum **C-108 Track**, 6063T5 Alloy weighing 1.229 lbs. per foot.
- Load capacity 200 lbs. (two hangers)



■ *Note: These are recommendations only, K.N.Crowder will provide track and hardware to your exact specifications and requirements.*



C-914 / C-916 Recessed In-floor or In-door channels and C-913/C-915 heavy duty ball bearing door guides, ensure secure and smooth heavy door travel.



C-100 / C-100HD Door stop assists with door positioning.

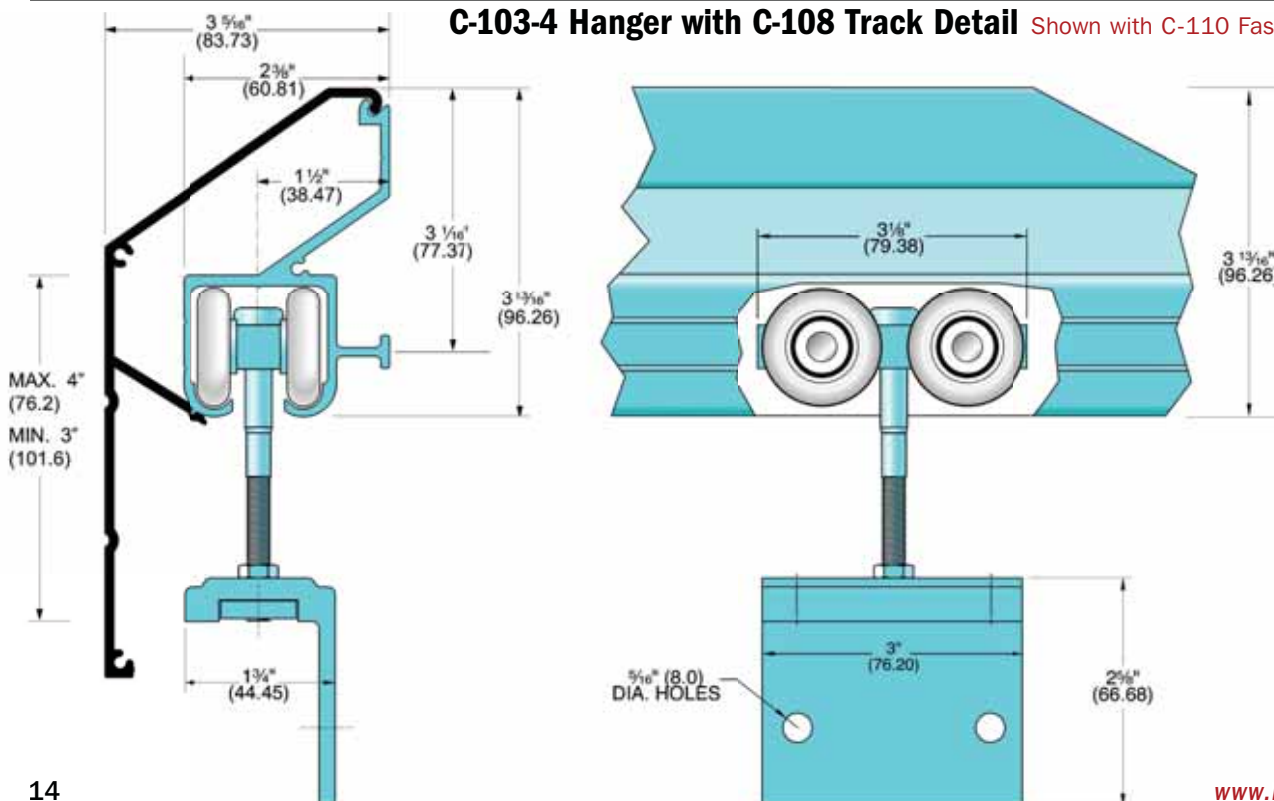


C-110 Fascia and **C-110** End Cap.



C-102 HD Heavy duty floor door stop prevents door from kicking.

C-103-4 Hanger with C-108 Track Detail Shown with C-110 Fascia, optional





C-105-4 Hanger

FOUR ball bearing, nylon tire wheels per hanger, in a sidemounted track. Kerf door 2" deep to receive hanger plate. Allows minimum head clearance. C-108 Side-Mount track eliminates the need for additional hardware for wall mounting.

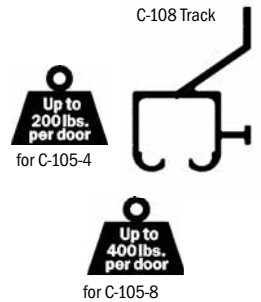
- Custom full door width continuous hanger mounting available
- Available in mill finish or clear anodized
- Use with Extruded Aluminum

C-108 Track, 6063T5 Alloy weighing 1.229 lbs. per foot

- Load Capacity 200 lbs. (two hangers)




C-108 track



Optional Hardware

These items and other useful hardware components are shown in greater detail on pages 42-44.



C-105-8 Hanger


Eight-wheel version

- Load capacity 400 lbs. (two hangers)

■ *Note: These are recommendations only, K.N.Crowder will provide track and hardware to your exact specifications and requirements.*



C-914 / C-916 Recessed In-floor or In-door channels and C-913/C-915 heavy duty ball bearing door guides, ensure secure and smooth heavy door travel.



C-100 / C-100HD Door stop assists with door positioning.

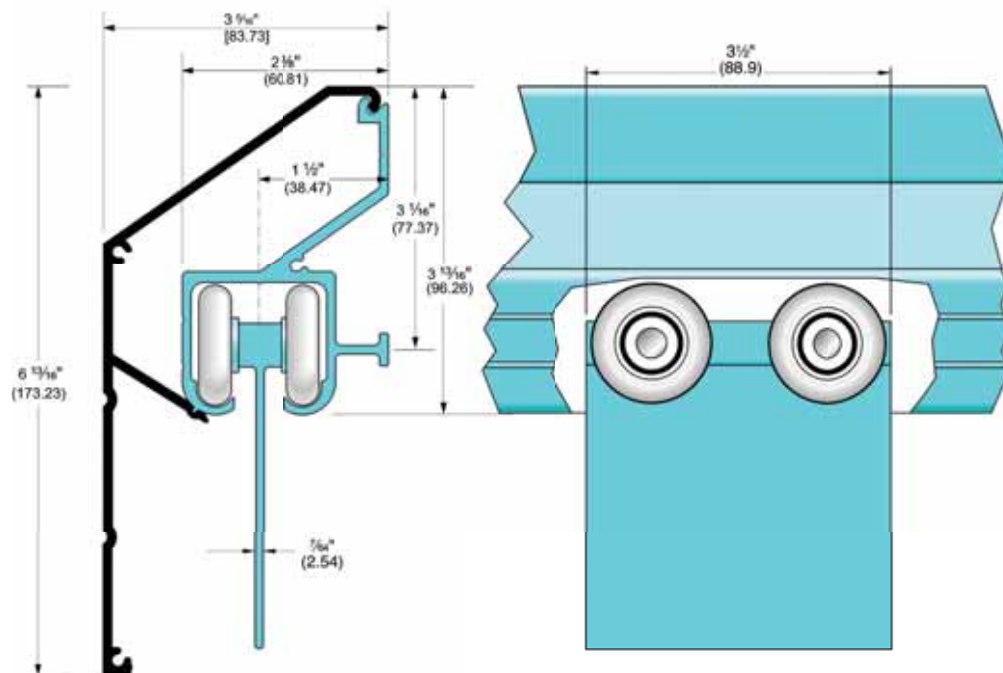


C-110 Fascia and **C-110** End Cap.

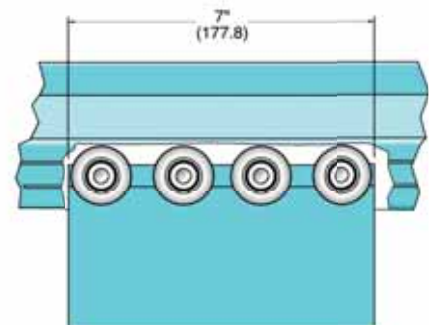


C-102 HD Heavy duty floor door stop prevents door from kicking.

C-105-4 Hanger with C-108 Track Detail Shown with C-110 Fascia, optional



C-105-8 Hanger with 108 Track Detail



C-108 track

C-108 Track



C-106-4 Hanger

FOUR ball bearing nylon tire wheels per hanger. Lock-nuts hold vertical adjustment. Suitable for all types of heavy sliding or bi-fold doors. C-108 Side-Mount, all-in-one track, that eliminates the need for additional hardware or millwork for wall mount sliding door conditions.

- Use with Extruded Aluminum **C-108 Track**, 6063T5 Alloy weighing 1.229 lbs. per foot
- Load capacity 175 lbs. (two hangers)

Optional Hardware These items and other useful hardware components are shown in greater detail on pages 42-44.



C-914 / C-916 Recessed In-floor or In-door channels and C-913/C-915 heavy duty ball bearing door guides, ensure secure and smooth heavy door travel.



C-100 / C-100HD Door stop assists with door positioning.



C-110 Fascia and **C-110** End Cap.

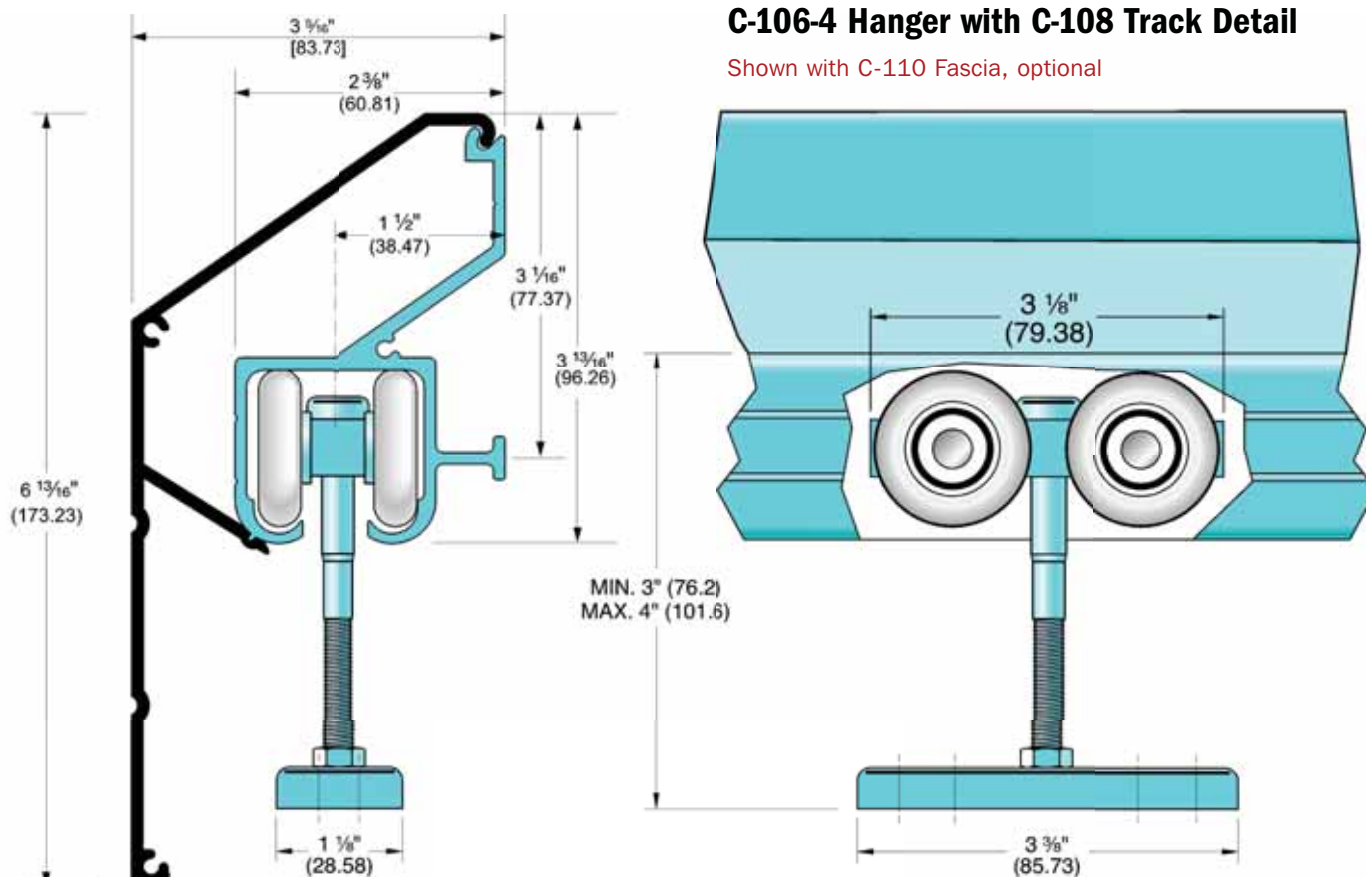



C-102 HD Heavy duty floor door stop prevents door from kicking.

■ Note: These are recommendations only, K.N.Crowder will provide track and hardware to your exact specifications and requirements.

C-106-4 Hanger with C-108 Track Detail

Shown with C-110 Fascia, optional





C-107-4 Hanger

FOUR ball bearing, nylon tire wheels per hanger. Clamp type face mounting—adjustable for thickness of door ($1\frac{3}{4}"$ – $2\frac{1}{4}"$) by means of shim spacers on main bolt. C-108 Side-Mount track eliminating the need for additional hardware for wall mounting.

- Custom full door width continuous hanger mounting available
- Use with Extruded Aluminum **C-108 Track**, 6063T5 Alloy weighing 1.229 lbs. per foot
- Load Capacity 350 lbs. (two hangers)



C-107-8 Hanger

Eight-wheel version


- Load capacity 600 lbs. (two hangers)

Optional Hardware These items and other useful hardware components are shown in greater detail on pages 42-44.

■ *Note: These are recommendations only, K.N.Crowder will provide track and hardware to your exact specifications and requirements.*



C-914 / C-916 Recessed In-floor or In-door channels and C-913/C-915 heavy duty ball bearing door guides, ensure secure and smooth heavy door travel.



C-100 / C-100HD Door stop assists with door positioning.



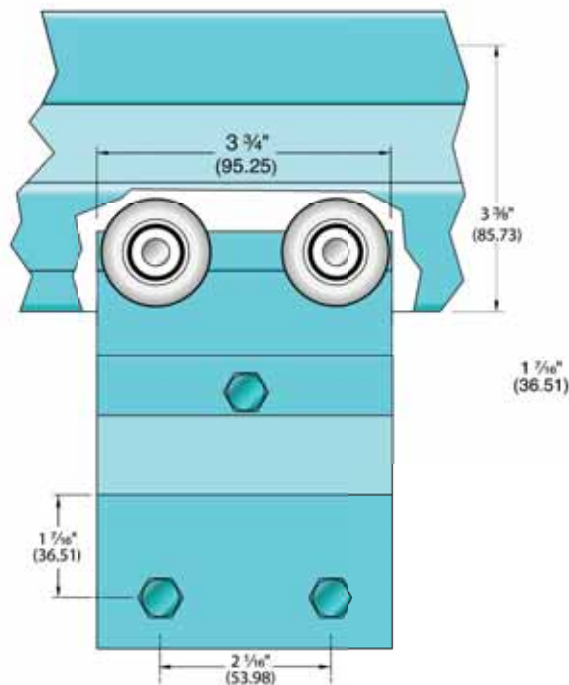
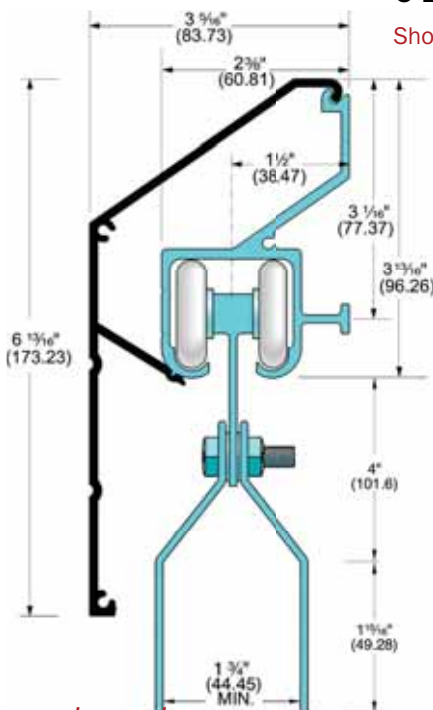
C-110 Fascia and **C-110** End Cap.



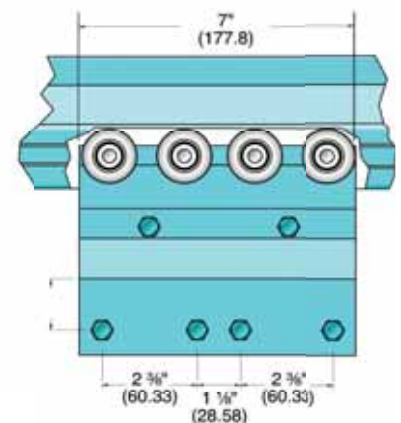
C-102 HD Heavy duty floor door stop prevents door from kicking.

C-107-4 Hanger with C-108 Track Detail

Shown with C-110 Fascia, optional



C-107-8 Hanger with C-108 Track Detail



C-911 Hanger

"Spinwheel" Quick-Release Hanger

AN essential safety feature for **Nursing Homes** and **Hospitals**. The "Spinwheel Hanger" permits fast and easy door removal, from the outside regardless of door blockage. (eg: when a patient in distress in a washroom requires immediate assistance.)

Leveling and height adjustment can be accomplished by one person during door installation without the benefit of tools. Minimum clearance of 1/2" required between door and fascia to permit disengagement.

- Use with Extruded Aluminum **C-108 Track**, 6063T5 Alloy weighing 1.229 lbs. per foot
- Load Capacity 200 lbs. (two hangers)



Spin the wheel for adjustment, then simply lift the door up and out for easy removal.


Optional Hardware

These items and other useful hardware components are shown in greater detail on pages 42- 44.

■ Note: These are recommendations only, K.N.Crowder will provide track and hardware to your exact specifications and requirements.




C-914 / C-916 Recessed In-floor or In-door channels and C-913/C-915 heavy duty ball bearing door guides, ensure secure and smooth heavy door travel.



C-100 / C100HD Door stop assists with door positioning.



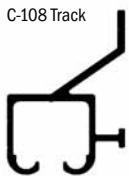
C-110 Fascia and **C-110** End Cap.



C-102 HD Heavy duty floor door stop prevents door from kicking.

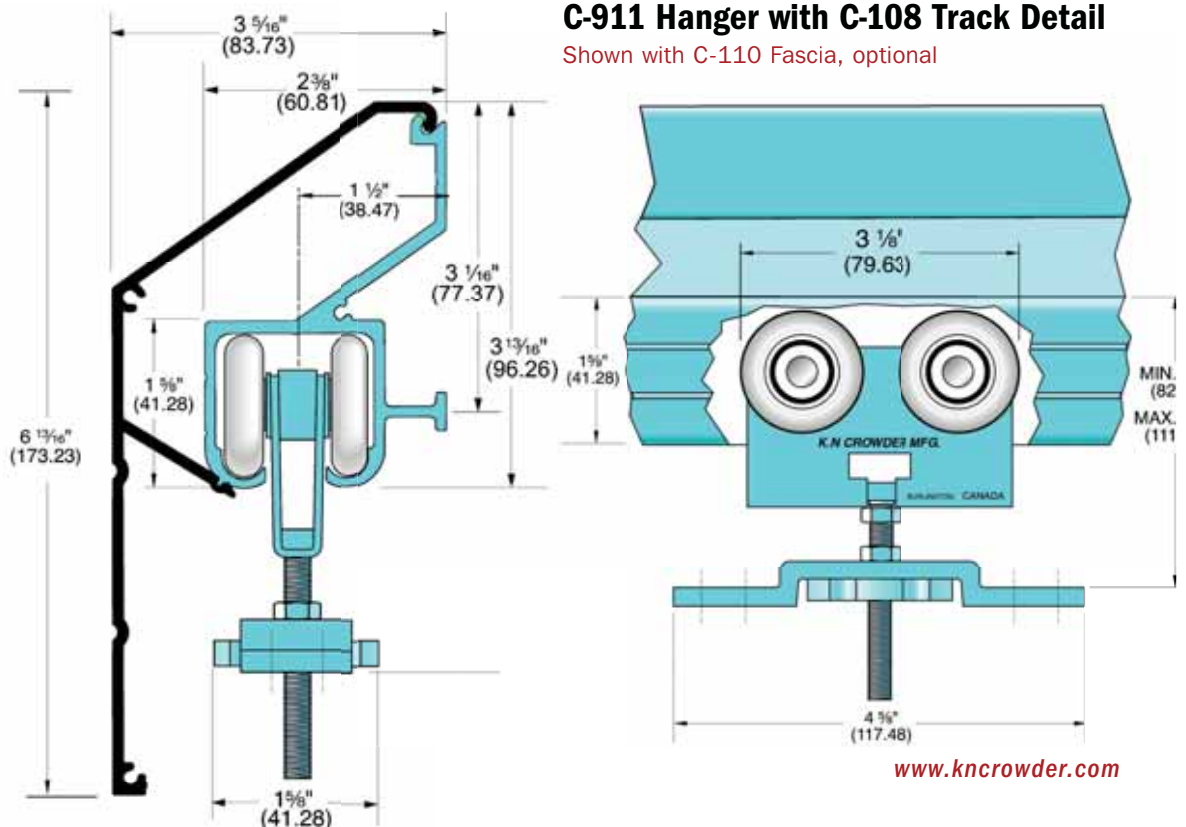
C-108 Track

C-108 Track



C-911 Hanger with C-108 Track Detail

Shown with C-110 Fascia, optional



www.kncrowder.com



C-994 Hanger

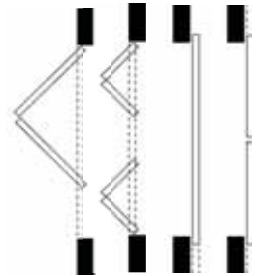
Steel Hanger with "Spinwheel" adjuster

FOUR ball bearing nylon tire wheels on solid, machined steel body, c/w $\frac{3}{8}$ " dia. bolt with 1- $\frac{1}{4}$ " adjustment range.

- Use with Extruded Aluminum **C-108Track**, 6063T5 Alloy weighing 1.229 lbs. per foot
- Load Capacity 350 lbs. (two hangers)



C-108 Track



Optional Hardware

These items and other useful hardware components are shown in greater detail on pages 42-44.

■ *Note: These are recommendations only, K.N.Crowder will provide track and hardware to your exact specifications and requirements.*



C-914 / C-916 Recessed In-floor or In-door channels and C-913/C-915 heavy duty ball bearing door guides, ensure secure and smooth heavy door travel.



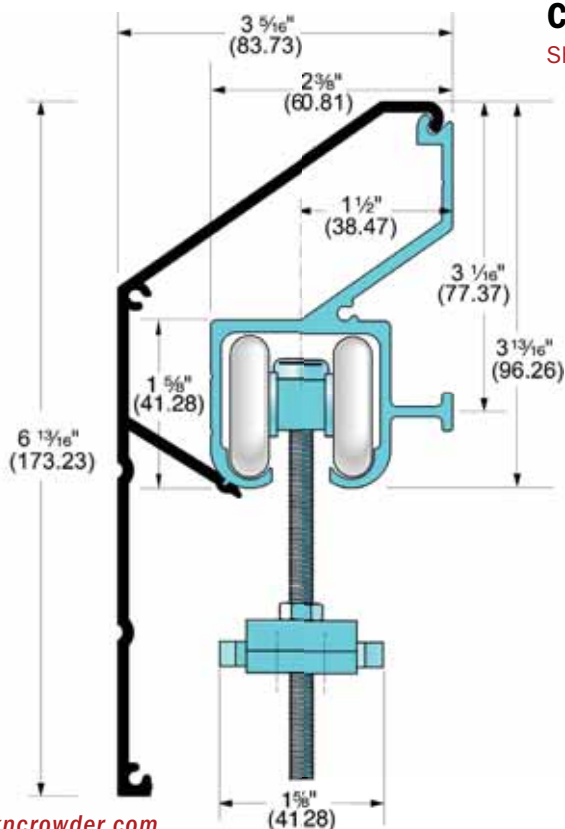
C-100 / C100HD Door stop assists with door positioning.



C-110 Fascia and **C-110** End Cap.

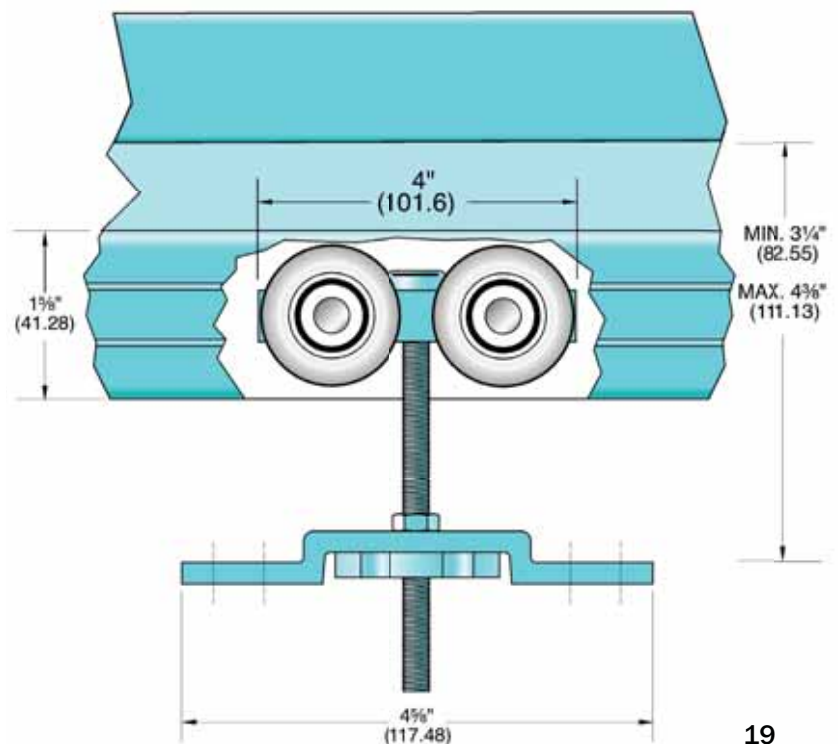


C-102 HD Heavy duty floor door stop prevents door from kicking.



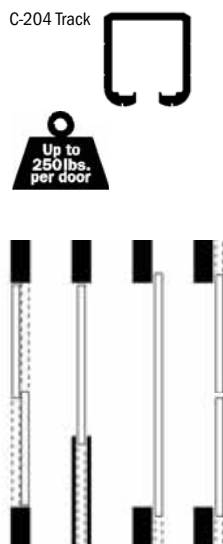
C-994 Hanger with C-108 Track Detail

Shown with C-110 Fascia, optional



C-204 Track

C-204 Track



C-203-4 Hanger

For Single & Bi-Parting, Bi-Passing, Pocket or Face Mounted Doors

DESIGNED for top and face mounting. Four lab. shield all steel ball bearing wheels prevent foreign material from affecting smoothness of operation.

- Provides a secure grip for heavy loads
- Easy vertical adjustment
- Use with Extruded Aluminum **C-204 Track**, 6061T6 Alloy weighing 0.949 lbs. per foot
- Load capacity 250 lbs. (two hangers)



Optional Hardware These items and other useful hardware components are shown in greater detail on pages 42-44.



C-205
Side Mount

Specialty brackets and joiners are available for the C-204 track.



C-203
Joiner Bracket

C-914 / C-916 Recessed In-floor or In-door channels and C-913/C-915 heavy duty ball bearing door guides, ensure secure and smooth heavy door travel.

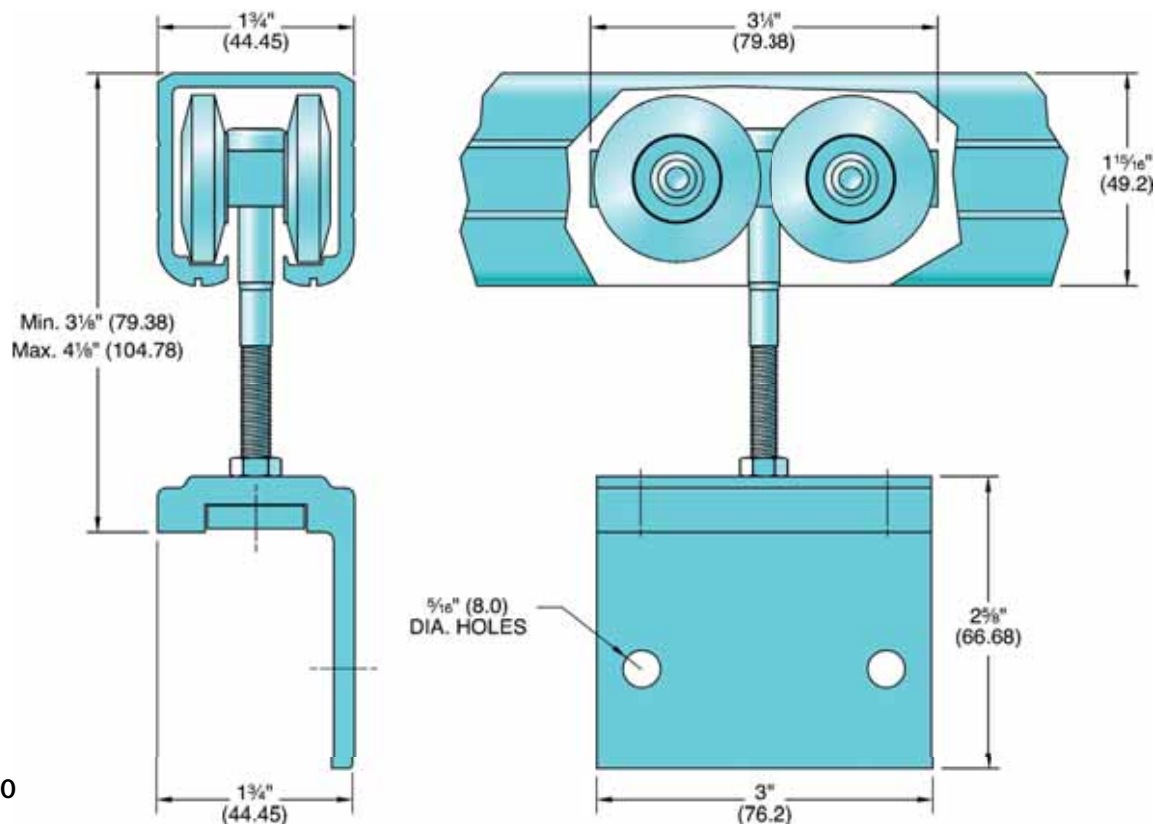


C-100 / C-100HD Door stop assists with door positioning.



C-102 HD Heavy duty floor door stop prevents door from kicking.

C-203-4 Hanger with C-204 Track Detail



■ Note: These are recommendations only, K.N.Crowder will provide track and hardware to your exact specifications and requirements



C-205-4 Hanger

For Single & Bi-Parting, Bi-Passing, Pocket or Face Mounted Doors

FOUR lab. shield all steel ball bearing wheels prevent foreign material from affecting smoothness of operation. Continuous hanger mounting available. Kerf door 2" deep to receive hanger plate allowing minimum head clearance.

- Use with Extruded Aluminum **C-204 Track**, 6061T6 Alloy weighing 0.949 lbs. per foot
- Load Capacity 250 lbs. (two hangers)

C-205-8 Hanger

Eight-wheel version

- Load capacity 450 lbs (two hangers)



C-204 Track

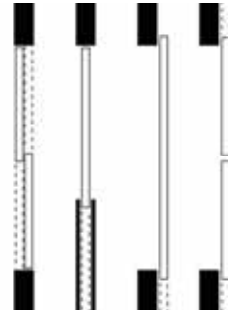
C-204 Track



for C-205-4



for C-205-8



Optional Hardware These items and other useful hardware components are shown in greater detail on pages 42-44.



C-205
Side Mount

C-203
Joiner Bracket

Specialty brackets and joiners are available for the C-204 track.



C-914 / C-916 Recessed In-floor or In-door channels and C-913/C-915 heavy duty ball bearing door guides, ensure secure and smooth heavy door travel.

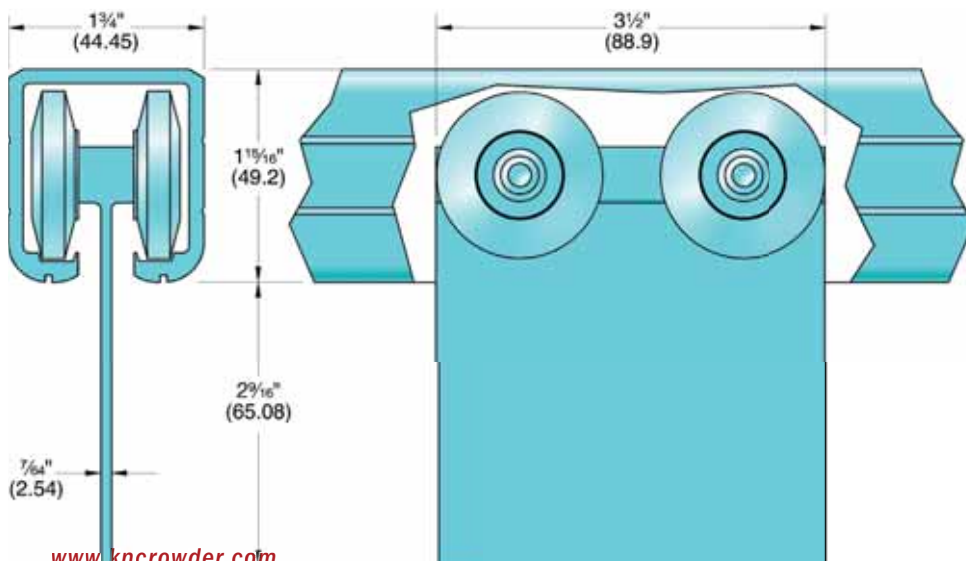


C-100 / C-100HD Door stop assists with door positioning.

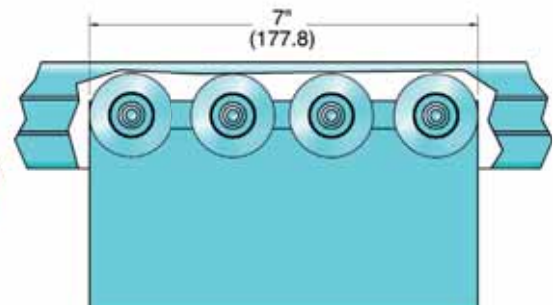


C-102 HD Heavy duty floor door stop prevents door from kicking.

C-205-4 Hanger with C-204 Track Detail

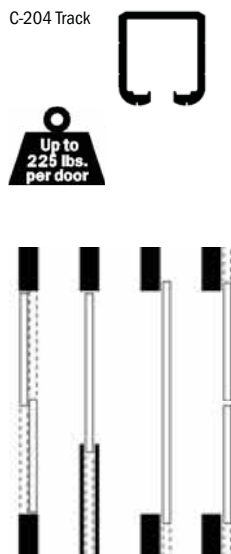


C-205-8 Hanger with C-204 Track Detail



C-204 Track

C-204 Track



C-206-4 Hanger

For Single & Bi-Parting, Bi-Passing, Pocket or Face Mounted Doors

TOP mount only. Four lab. shield all steel ball bearing wheels. Lock-nuts hold vertical adjustment. Suitable for all types of heavy sliding or bi-fold doors.



- Use with Extruded Aluminum **C-204 Track**, 6061T6 Alloy weighing 0.949 lbs. per foot
- Load capacity 225 lbs. (two hangers)

Optional Hardware These items and other useful hardware components are shown in greater detail on pages 42-44.



C-205

Side Mount

Specialty brackets and joiners are available for the C-204 track.

C-203

Joiner Bracket



C-914 / C-916 Recessed In-floor or In-door channels and C-913/C-915 heavy duty ball bearing door guides, ensure secure and smooth heavy door travel.



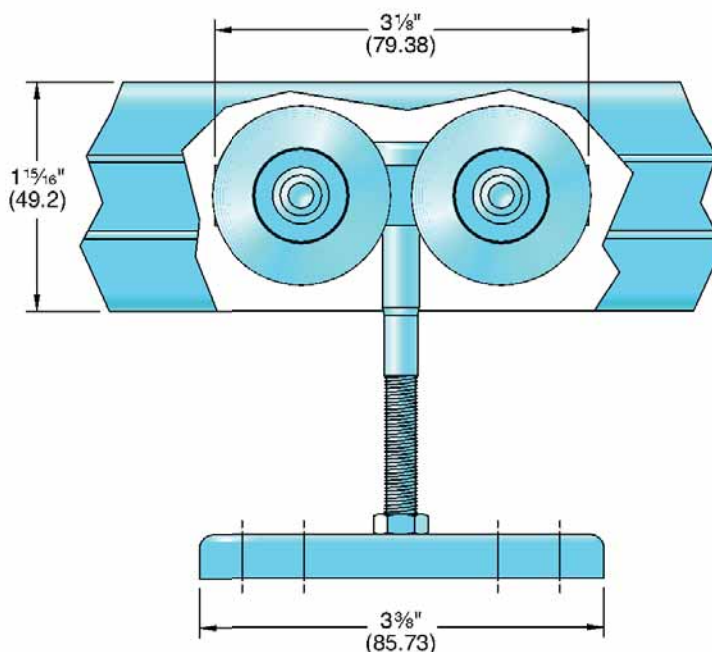
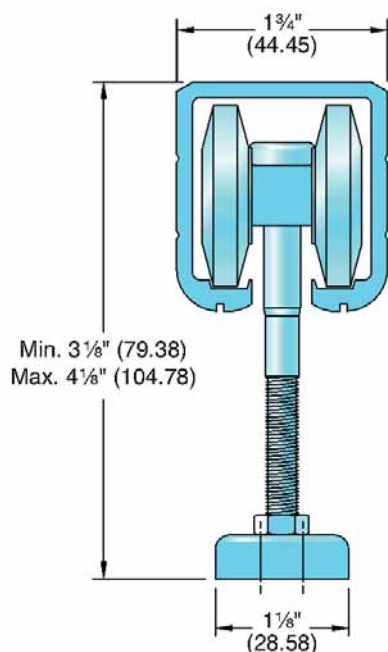
C-100 / C-100HD Door stop assists with door positioning.




C-102 HD Heavy duty floor door stop prevents door from kicking.

■ Note: These are recommendations only, K.N.Crowder will provide track and hardware to your exact specifications and requirements.

C-206-4 Hanger with C-204 Track Detail





C-207-4 Hanger

For Single & Bi-Parting, Bi-Passing, Pocket or Face Mounted Doors

FOUR lab. shield all steel ball bearing wheels. Clamp type face mounting - adjustable for thickness of door, ($1\frac{3}{4}$ " – $2\frac{1}{4}$ ") by means of shim spacers on main bolt. Custom full door width continuous hanger mounting available.

- Use with Extruded Aluminum **C-204 Track**, 6061T6 Alloy weighing 0.949 lbs. per foot
- Load Capacity 400 lbs. (two hangers)

C-204 Track

C-204 Track

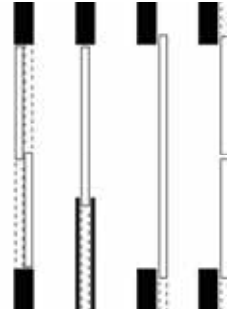
Up to 400 lbs. per door
for C-207-4



Up to 600 lbs. per door
for C-207-8




for C-207-8



Optional Hardware


These items and other useful hardware components are shown in greater detail on pages 42-44.



C-207-8 Hanger

Eight-wheel version

- Load capacity 600 lbs. (two hangers)



C-205

Side Mount

C-203

Joiner Bracket

Specialty brackets and joiners are available for the C-204 track.



C-914 / C-916 Recessed In-floor or In-door channels and C-913/C-915 heavy duty ball bearing door guides, ensure secure and smooth heavy door travel.



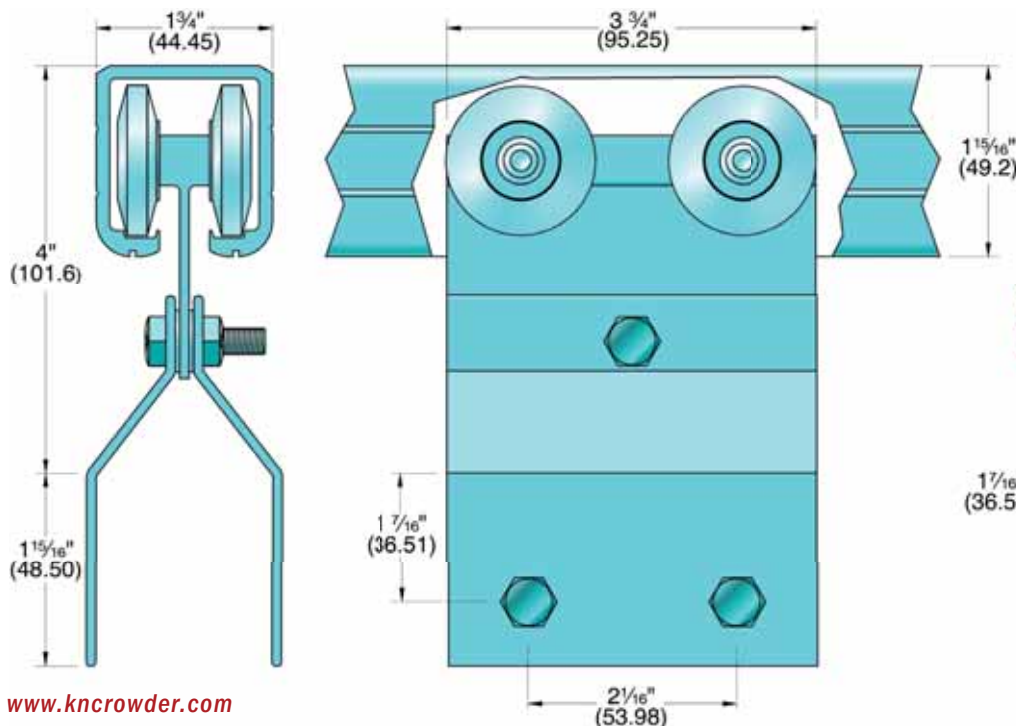
C-100 / C-100HD Door stop assists with door positioning.



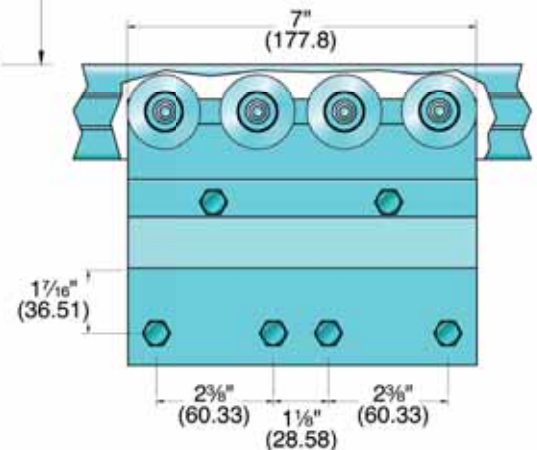
C-102 HD Heavy duty floor door stop prevents door from kicking.

■ Note: These are recommendations only, K.N.Crowder will provide track and hardware to your exact specifications and requirements.

C-207-4 Hanger with C-204 Track Detail


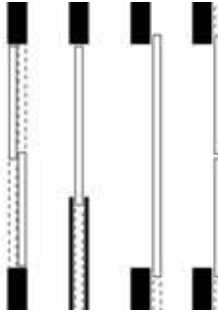


C-207-8 Hanger with C-204 Track Detail



C-204 Track

C-204
Track



C-995 Hanger

Heavy-duty Steel Hanger with "Spinwheel" adjuster for Single & Bi-Parting, Bi-Passing, Pocket or Face Mounted Doors

FOUR lab. shield all steel ball bearing wheels, machined steel body, c/w $\frac{3}{8}$ " dia. bolt with 1- $\frac{1}{4}$ " adjustment range. Lock-nuts hold vertical adjustment. Suitable for all types of heavy sliding doors.

- Use with Extruded Aluminum **C-204 Track**, 6061T6 Alloy weighing 0.949 lbs. per foot
- Load capacity 600 lbs. (two hangers)



Optional Hardware These items and other useful hardware components are shown in greater detail on pages 42-44.




C-205
Side Mount

C-203
Joiner Bracket

Specialty brackets and joiners are available for the C-204 track.



C-914 / C-916 Recessed In-floor or In-door channels and C-913/C-915 heavy duty ball bearing door guides, ensure secure and smooth heavy door travel.



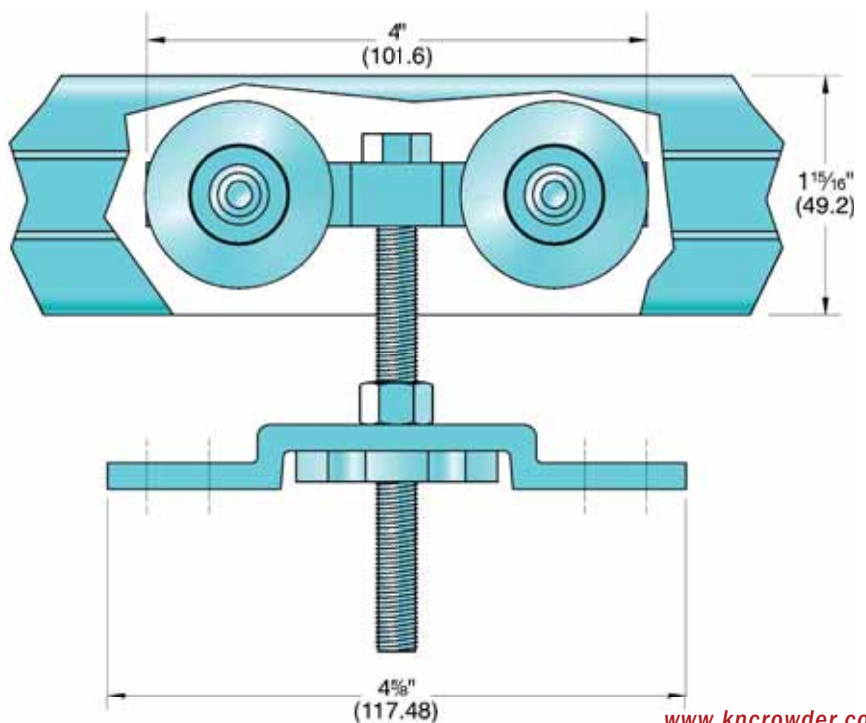
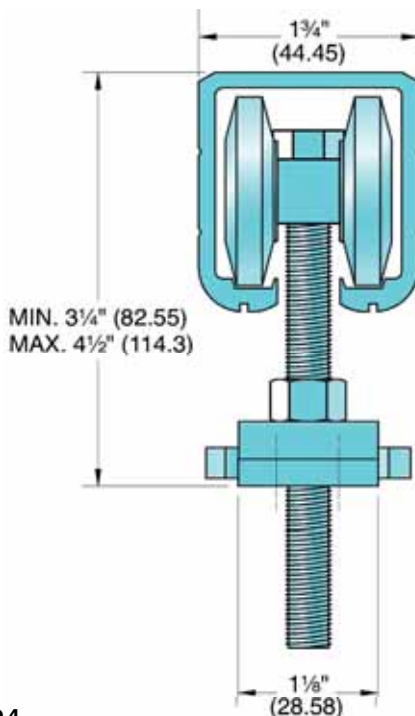
C-100 / C-100HD Door stop assists with door positioning.



C-102 HD Heavy duty floor door stop prevents door from kicking.

■ Note: These are recommendations only, K.N.Crowder will provide track and hardware to your exact specifications and requirements.

C-995 Hanger with C-204 Track Detail



CrowderSlide

Telescoping Door System



THE CrowderSlide system is a heavy-duty telescoping track system allowing individual panels to slide in and out, to view the elements on display.

- **For retail display,** the system may display doors and door frames, slatwall, or building materials, maximizing use of expensive floor space.



- **Mounted in a sturdy frame** (by others), panels can be organized to minimize the space between them.

- **Manufactured to suit custom application requirements.**

The Installation shown above & above left, produced 1600 sq. ft. of display within 160 sq. ft. of floor space.

Optional Hardware

These items and other useful hardware components are shown in greater detail on pages 42-44.



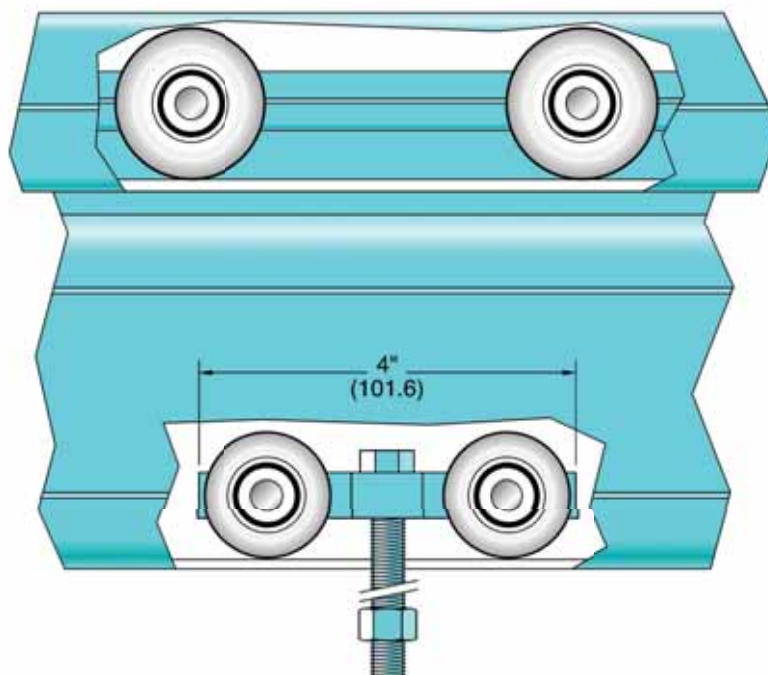
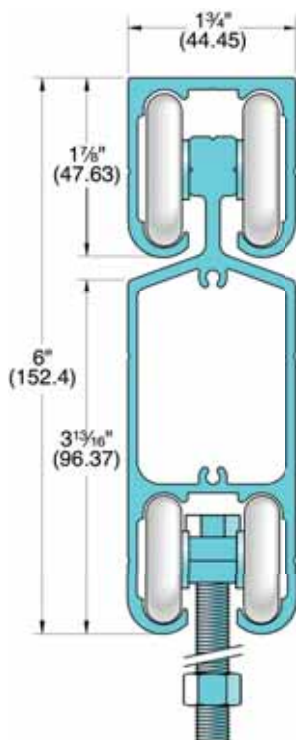
C-914 / C-916 Recessed In-floor or In-door channels and C-913/C-915 heavy duty ball bearing door guides, ensure secure and smooth heavy door travel.



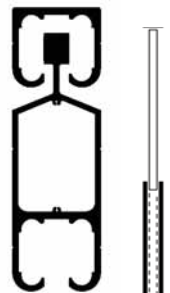
C-100 / C-100 HD
Door stop assists with door positioning.

Load Capacity Dependent on Extrusion Length

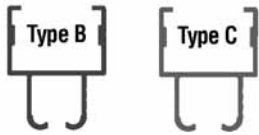
CrowderSlide Detail



Crowder Slide



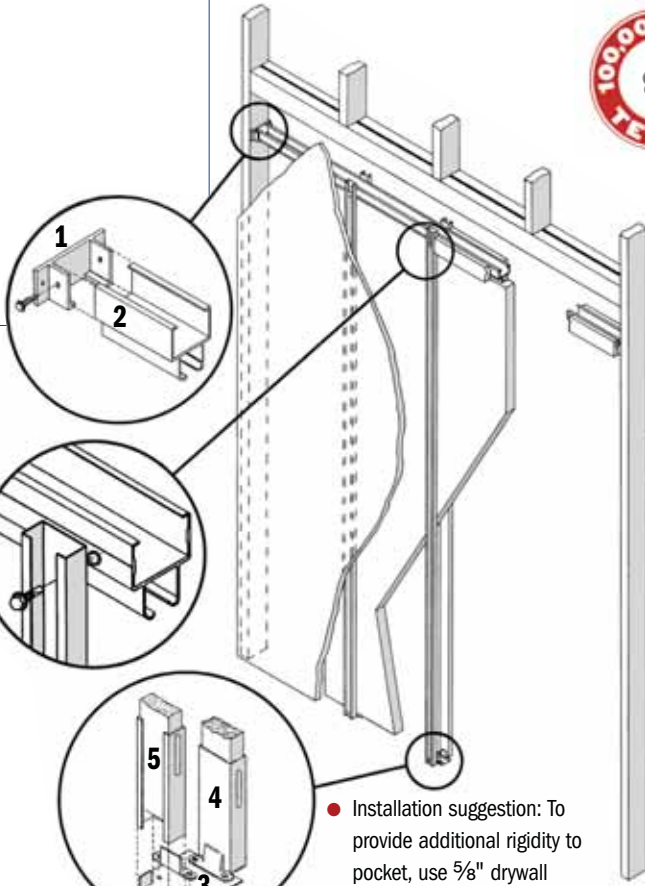
CrowderFrame



for Type B



for Type C



Door Clearances

Crowder Frame Kit allows 2-1/8" (54 mm) clearance between uprights for 1-3/8" doors, this results in a 3/8" (9.5mm) clearance on each side. For 1-3/4" doors, 3/16" (4.8 mm) clearance per side remains. Additional clearance can be achieved by cutting the floor plates in half and spacing as required. The uprights would require shims at the header connection to suit.

● Installation suggestion: To provide additional rigidity to pocket, use 5/8" drywall

Cast aluminum header brackets (1) secure header (2) to jambs. Heavy gauge steel uprights (4) interlock with steel brackets (3), fastened to the floor. Slotted sections face the door opening for fastening of split jamb and trim. Wood inserts (5) are included to permit easy fastening of drywall.

CrowderFrame

Sliding Door Pocket

CROWDERFRAME is the answer where space is limited or where the swinging of a hinged door is undesirable or inconvenient. It can be installed in one continuous piece for single or bi-parting doors.

- Overall thickness of 3 5/8" designed for use with standard 2x4 wall construction
- One-piece, warp-free extruded aluminum header
- Eight ball bearing nylon wheels per door



CrowderFrame Type B

Type B section and header, with C-400 hanger. (see page 6 for C-400 details)



CrowderFrame Type C

Type C section and header, with C-411 "Spinwheel" Quick-Release hanger. (see page 7 for C-411 details)

CrowderFrame Kits

All CrowderFrame Kits include Steel Jambs, Aluminum Header, Track, Hangers, Guides and Floor Plates

Type B Kit

Suitable for one 2'0" to 3'0" wide x 6'8" to 7'0" door.

Type Double B Kit

Suitable for two 2'0" to 3'0" wide x 6'8" to 7'0" bi-parting doors.

Type C Kit

(Quick Release Hanger) Suitable for one 2'0" to 3'0" wide x 6'8" to 7'0" door.

Type Double C Kit

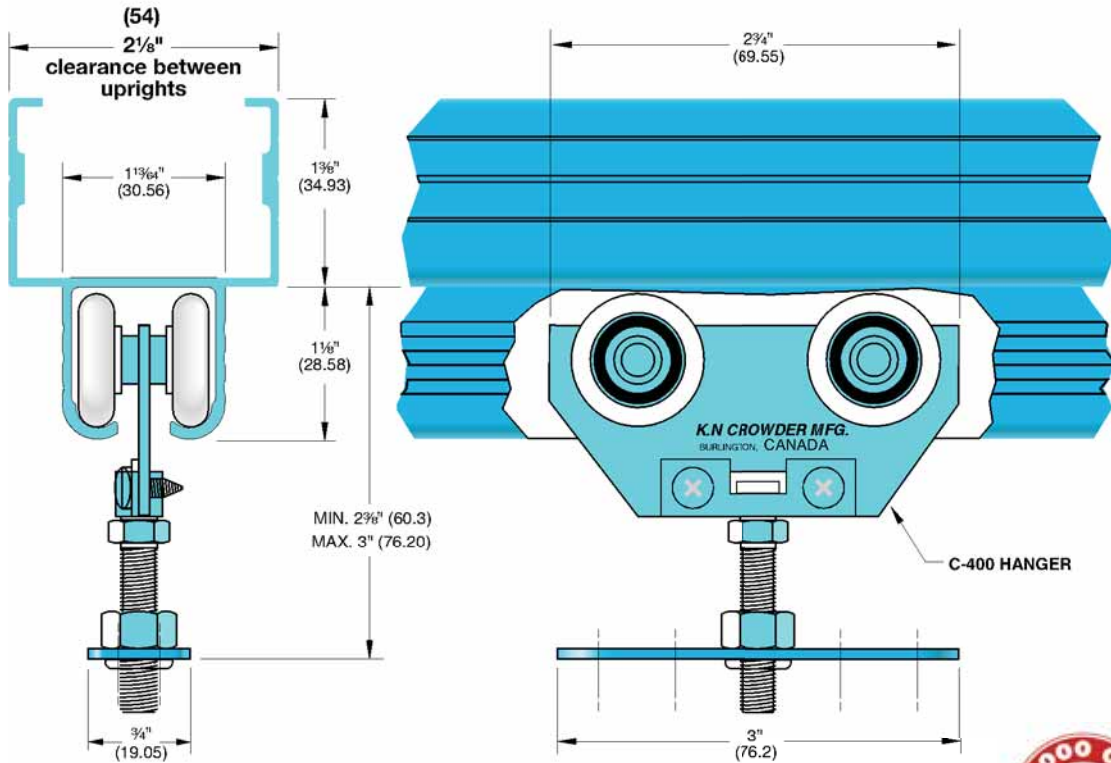
(Quick Release Hanger) Suitable for two 2'0" to 3'0" wide x 6'8" to 7'0" bi-parting doors.




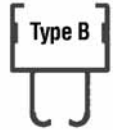
Cast aluminum header bracket and steel floor plate make fastening simple and secure.

■ Other sizes available upon request. Also see hardware pages 42-44

CrowderFrame Type B Detail



Type B & C



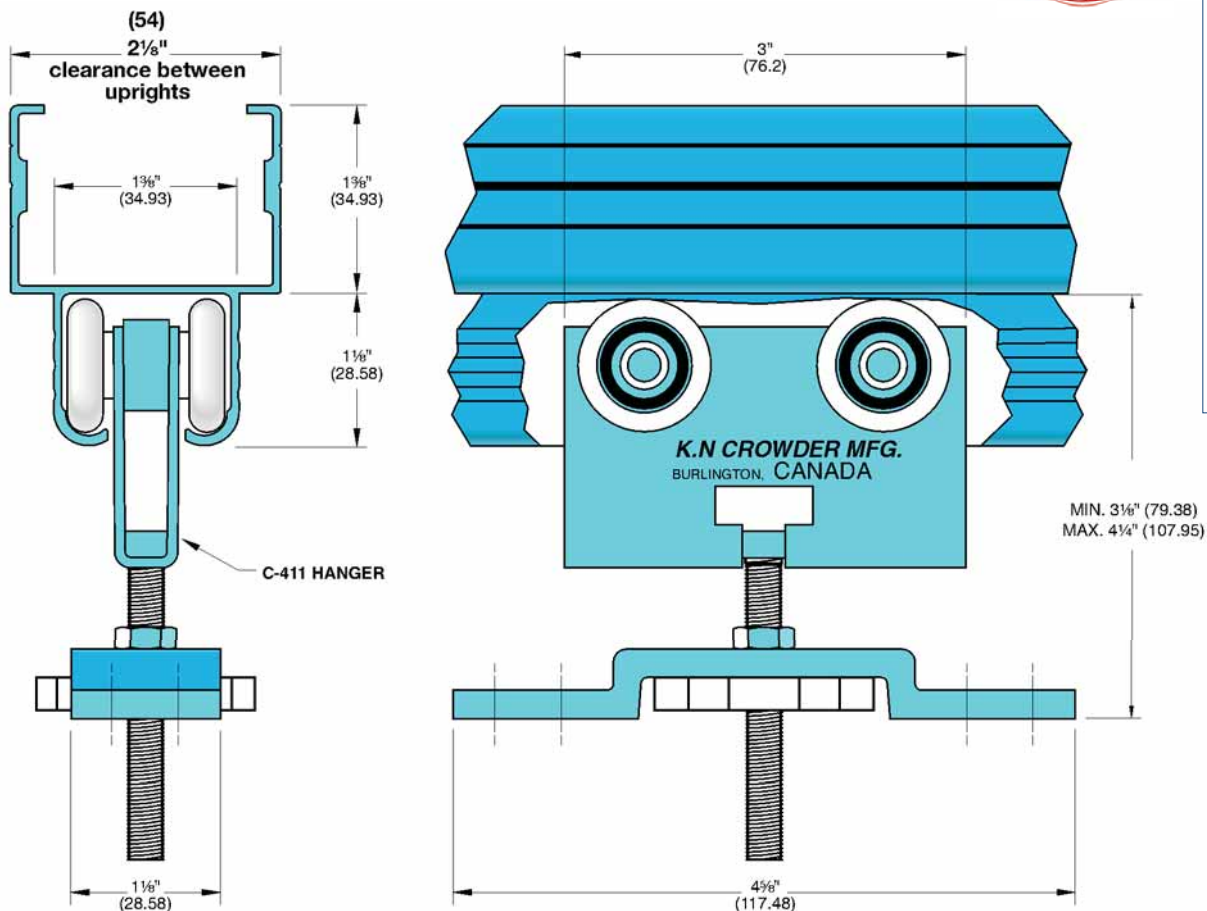
for Type B



for Type C



CrowderFrame Type C Detail

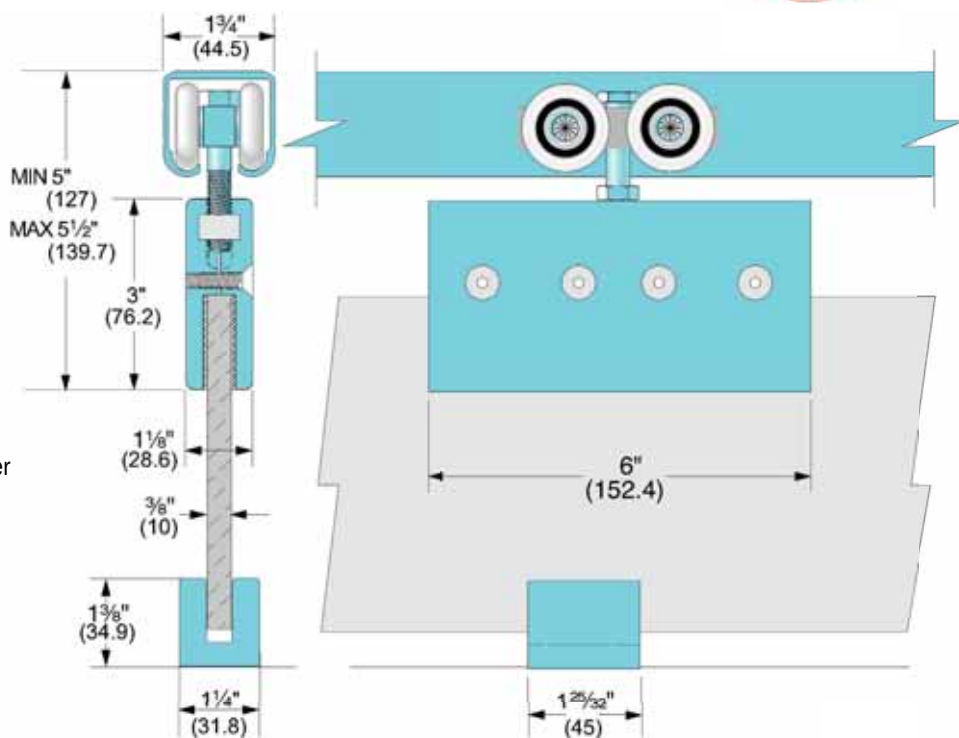


Crowder Glass Hanger

For Single, Bi-Parting, Bi-Passing Pocket or Surface Mounted Doors



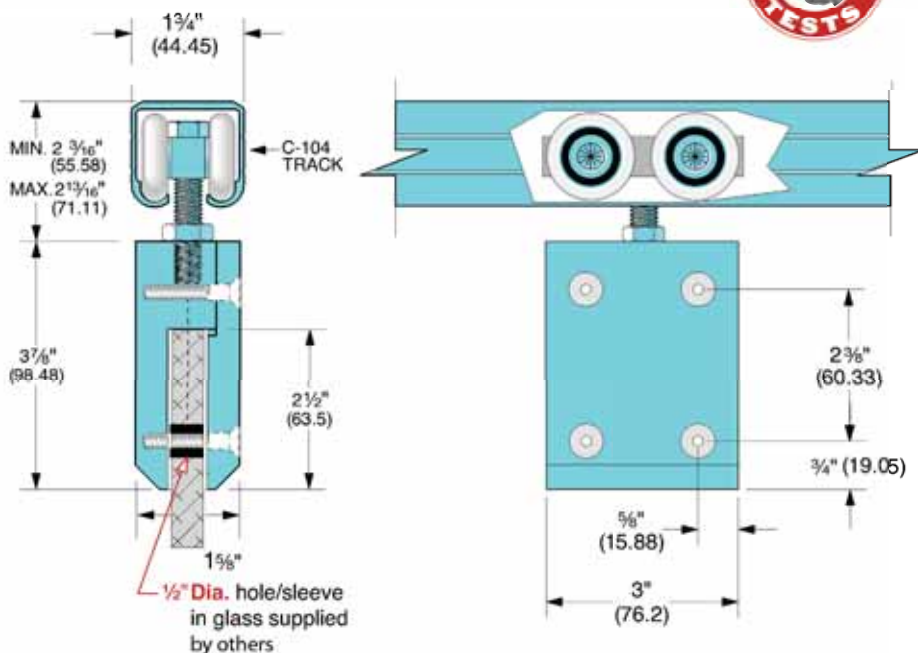
CGH-10 Detail



CGG-10 Bottom Glass Guide



CGHD-12 Detail



Optional Hardware

These items and other useful hardware components are shown in greater detail on pages 42-44.



CGGHD-12 Bottom Glass Guide



C-100 / C-100HD Door stop assists with door positioning.

- Please contact us for various glass sizes available for hangers.


CST-700

Crowder Stacking Track

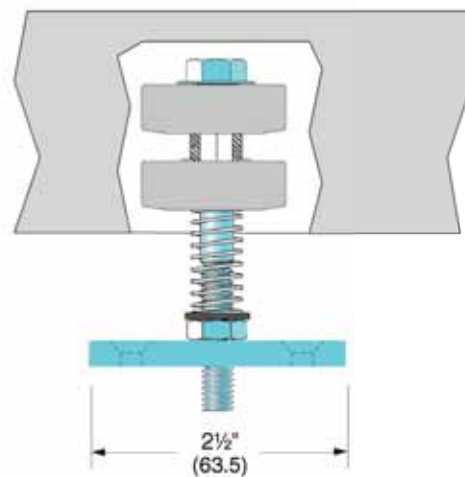
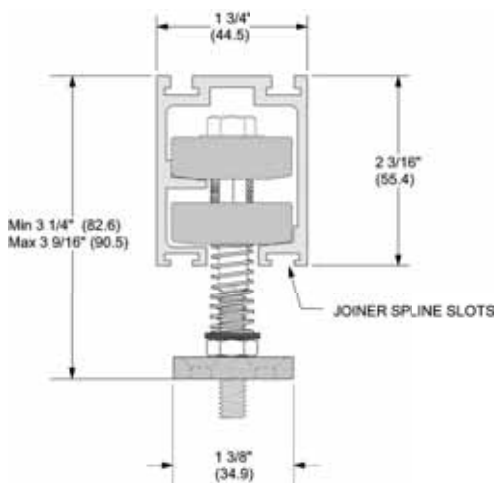
FOR light and medium duty folding partitions and stacking door systems. Hangers with axial bearings carry door and permit pivoting or cornering as required. Top mount track system with bottom guide channel available.



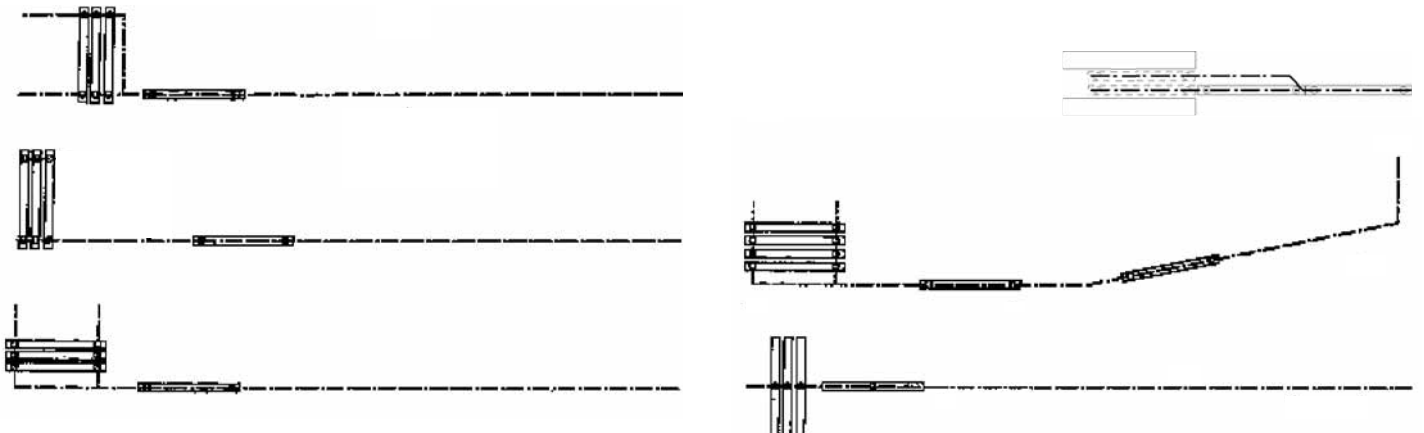
- Single centre mounted hanger for pivoting/rotating applications up to 125 lbs.
- Dual hanger systems for cornering and stacking partition and multiple door pocket systems (250 lbs. per door)



CST-710 Detail



Possible Configurations






C-500

For **1-3/4" By-Passing Heavy Duty Doors**

THIS series provides the ultimate in smooth performance. Eight ball bearing nylon tire wheels per door. Features vertical adjustment by threaded door top plate and lock-nut. Ideal for mirror covered and solid core doors.

- Use with Extruded Aluminum **C-500 Track**, 6063T5 Alloy weighing 0.697 lbs. per foot
- Load capacity 125 lbs. (two hangers)



C-500-SS

Stainless Steel Hanger, available

Pre-cut Track Length	Number of Doors
48"	2
64"	2
72"	2
84"	3
96"	4
120"	2

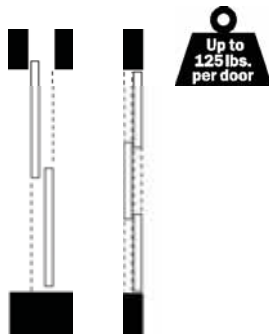
C-500 Kits & Parts

Complete set of C-500 Hangers (2) for each door, c/w screws and one set C-1204 guides.

Series C-500 track by the foot Individual C-500 Hangers.

C-500 Track

C-500



Optional Hardware

These items and other useful hardware components are shown in greater detail on pages 42-44.



C-100 Door stop assists with door positioning.



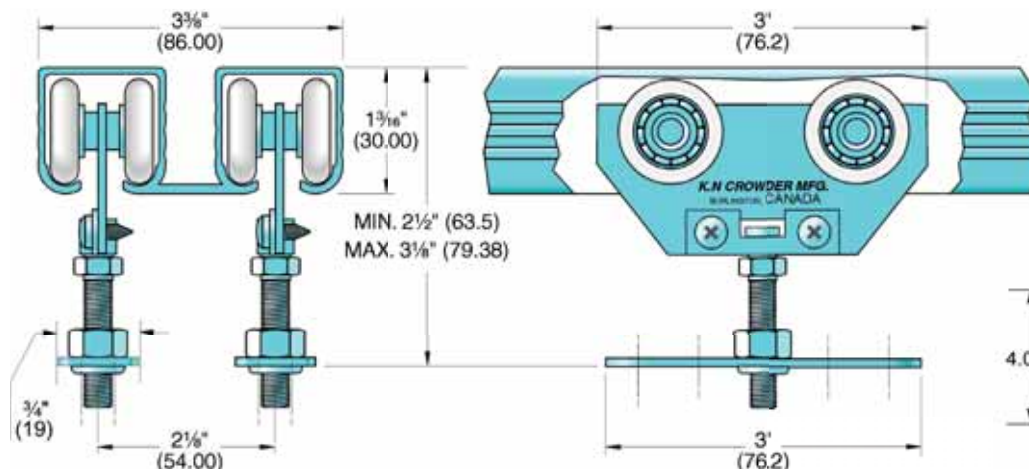
C-1200 Series Nylon centre, Side or Side and Centre combinations, or a self-adjusting assembly simply ensure quiet, rigid operation.



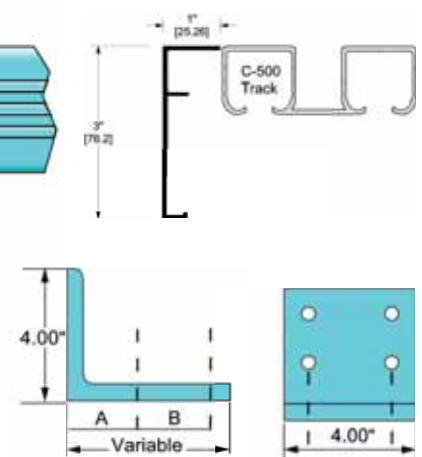
C-200 Series Recessed In-floor or In-door guides, are available as standard, or spring loaded for uneven floor conditions.

■ Note: These are recommendations only, K.N.Crowder will provide track and hardware to your exact specifications and requirements.

C-500 Detail



C-130 Fascia



CDSM-1 Double Side Mount Bracket available for various offsets for two Single Tracks or one Double.



C-538

For **1-3/8" By-Passing Heavy Duty Doors**

THIS series provides the ultimate in smooth performance. Eight ball bearing nylon tire wheels per door. Features vertical adjustment by threaded door top plate and lock-nut. Ideal for mirror covered and solid core doors.

- Use with Extruded Aluminum **C-538 Track**, 6063T5 Alloy weighing 0.697 lbs. per foot
- Load capacity 125 lbs. (two hangers)

C-538-SS

Stainless Steel Hanger, available

Pre-cut Track Length	Number of Doors
48"	2
64"	2
72"	2
84"	3
96"	4
120"	2

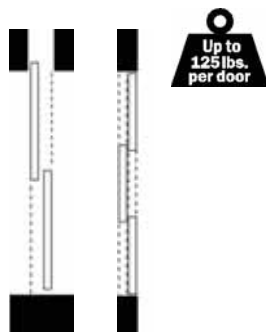
C-538 Kits & Parts

Complete set of C-538 Hangers (2) for each door, c/w screws and one set C-1204 guides.

Series C-538 track by the foot Individual C-538 Hangers.

C-538 Track

C-538



Optional Hardware

These items and other useful hardware components are shown in greater detail on pages 42-44.



C-100 Door stop assists with door positioning.



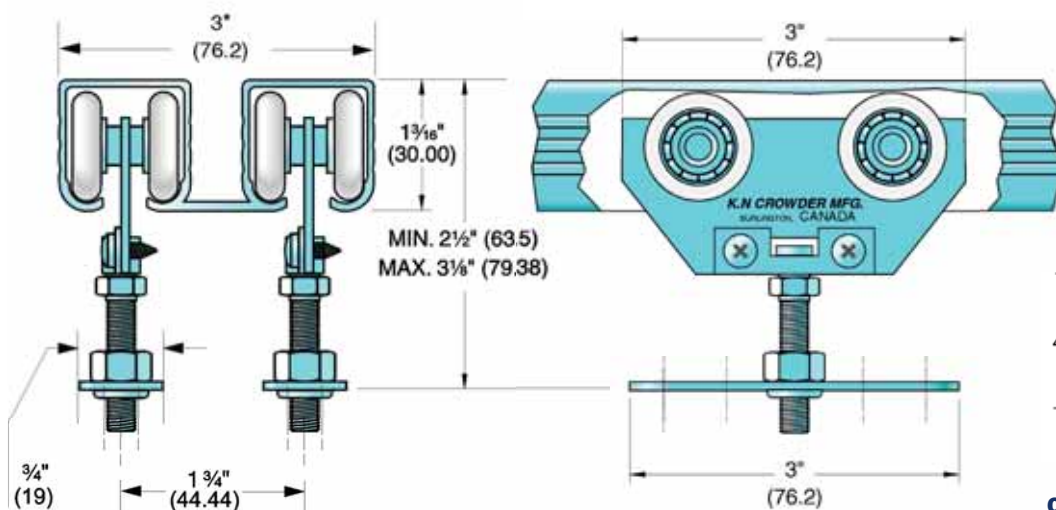
C-1200 Series Nylon centre, Side or Side and Centre combinations, or a self-adjusting assembly simply ensure quiet, rigid operation.



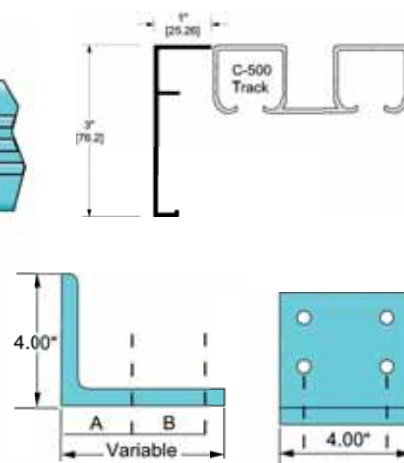
C-200 Series Recessed In-floor or In-door guides, are available as standard, or spring loaded for uneven floor conditions.

■ Note: These are recommendations only, K.N.Crowder will provide track and hardware to your exact specifications and requirements.

C-538 Detail



C-130 Fascia



CDSM-1 Double Side Mount Bracket available for various offsets for two Single Tracks or one Double

C-600 Track

C-600



Up to
75 lbs.
per door



C-600

*For By-Passing
Medium Duty Doors*

THIS series is top hung for true vertical hang on doors. Features vertical adjustment by threaded door top plate and lock-nut.

- 6 nylon wheels per door
- Extruded Aluminum Track, 6063T5 Alloy weighing 0.463 lbs. per foot
- Load capacity 75 lbs. (two hangers)



Optional Hardware These items and other useful hardware components are shown in greater detail on pages 42-44.



C-200 Series Recessed In-floor or In-door guides, are available as standard, or spring loaded for uneven floor conditions.



C-1206 Guidestrip works with C-1202 nylon guide.



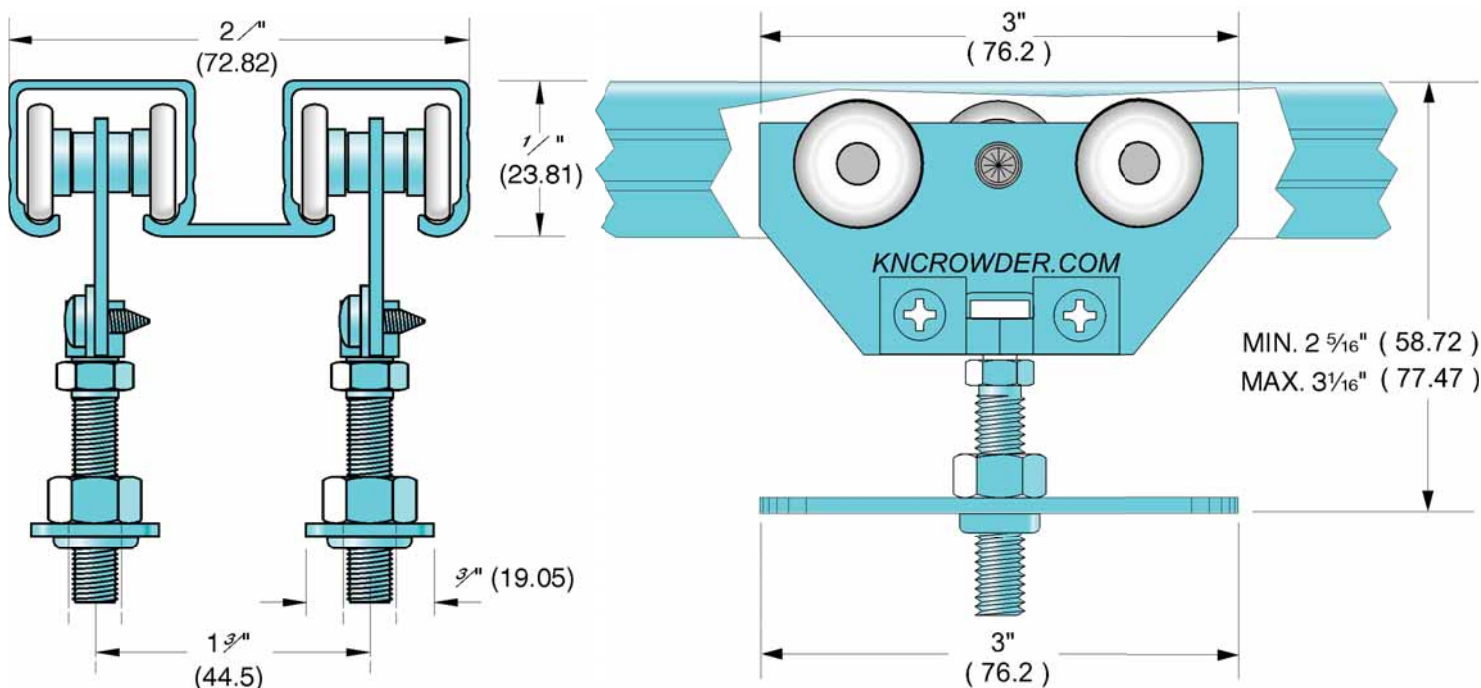
C-100 Door stop assists with door positioning.



C-1200 Series Nylon centre, Side or Side and Centre combinations, or a self-adjusting assembly simply ensure quiet, rigid operation.

■ Note: These are recommendations only, K.N.Crowder will provide track and hardware to your exact specifications and requirements.

C-600 Detail





C-650

For By-Passing Medium Duty Doors

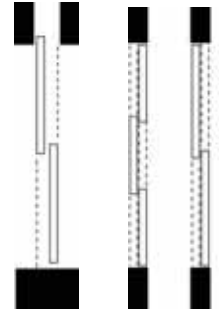
DESIGN of an extra strong hanger is particularly useful on plywood or special material doors because of secure anchorage obtained. Six nylon wheels assure smooth, quiet performance of every door. Concealed track and hangers requiring 1" headroom only.

- Use with Extruded Aluminum Track, 6063T5 Alloy weighing 0.463 lbs. per foot
- Load capacity 75 lbs. (two hangers)



C-650 Track


C-650



Optional Hardware These items and other useful hardware components are shown in greater detail on pages 42-44.



C-200 Series Recessed In-floor or In-door guides, are available as standard, or spring loaded for uneven floor conditions.



C-1206 Guidestrip works with C-1202 nylon guide.



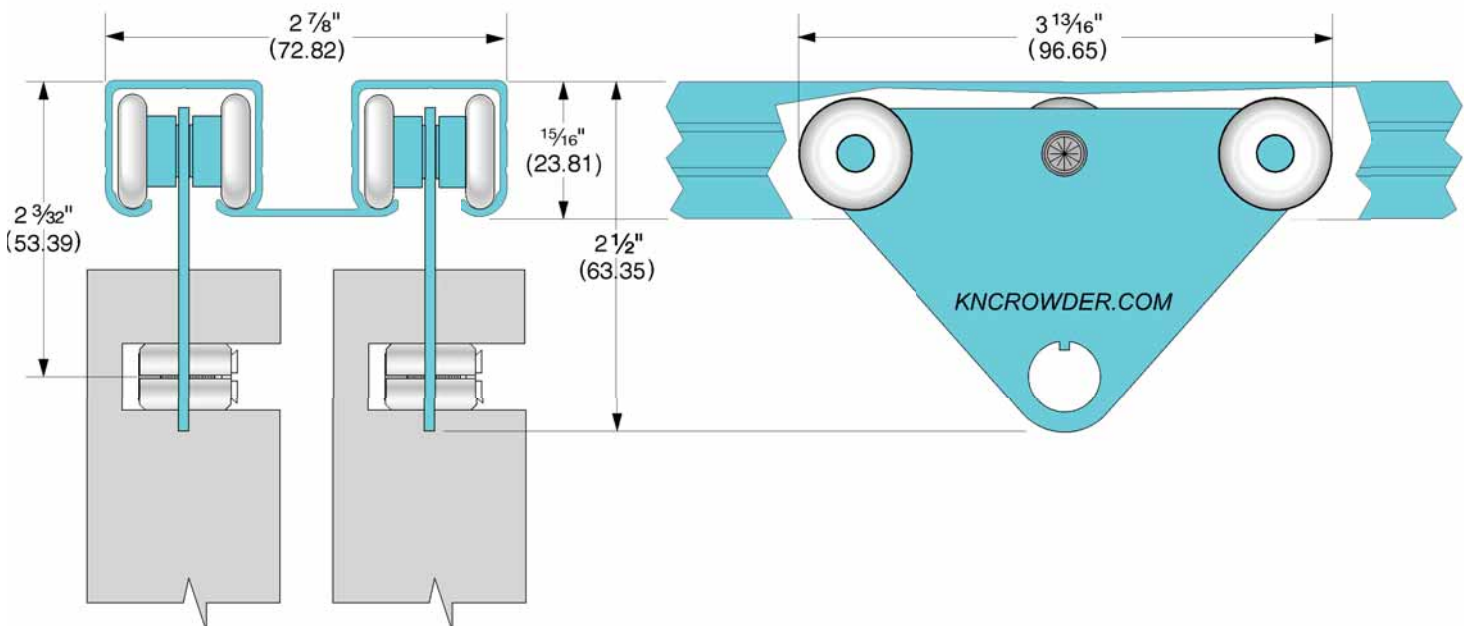
C-100 Door stop assists with door positioning.



C-1200 Series Nylon centre, Side or Side and Centre combinations, or a self-adjusting assembly simply ensure quiet, rigid operation.

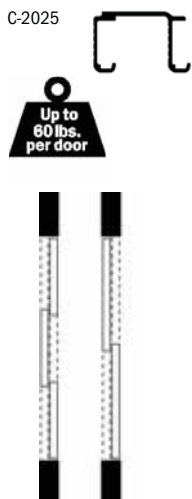
■ Note: These are recommendations only, K.N.Crowder will provide track and hardware to your exact specifications and requirements.

C-650 Detail



C-2025 Track

C-2025



C-2025

For By-Passing
Light Duty Doors
($\frac{3}{4}$ " or $1-\frac{3}{8}$ ")

By simply interchanging mounting of hangers either $\frac{3}{4}$ " or $1-\frac{3}{8}$ " doors may be used. Slotted holes in hangers permit vertical adjustment.

- Extruded Aluminum Track, 6063T5 Alloy weighing 0.357 lbs. per foot
- Load capacity 60 lbs. (two hangers)

Note: Photo of 2025 above, shown as viewed from the rear

Optional Hardware

These items and other useful hardware components are shown in greater detail on pages 42-44.



C-200 Series Recessed In-floor or In-door guides, are available as standard, or spring loaded for uneven floor conditions.



C-1206 Guidestrip works with C-1202 nylon guide.



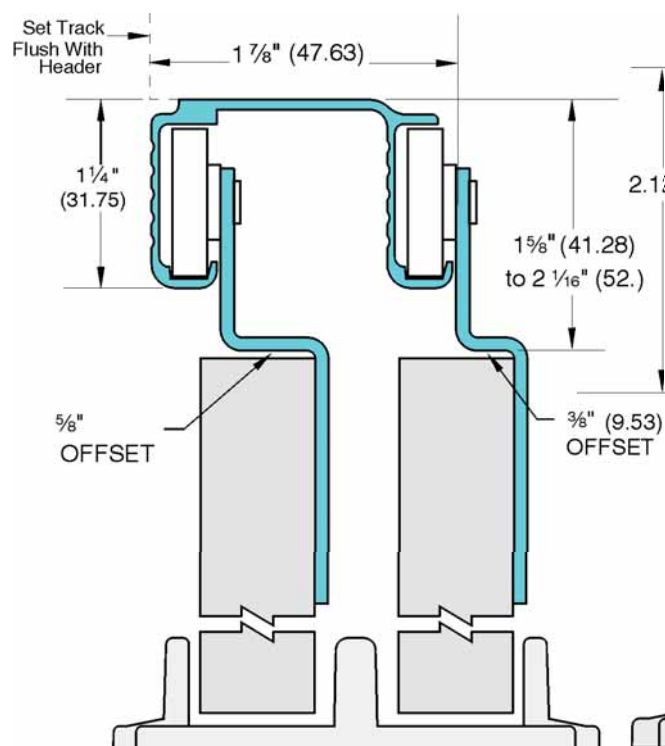
C-100 Door stop assists with door positioning.



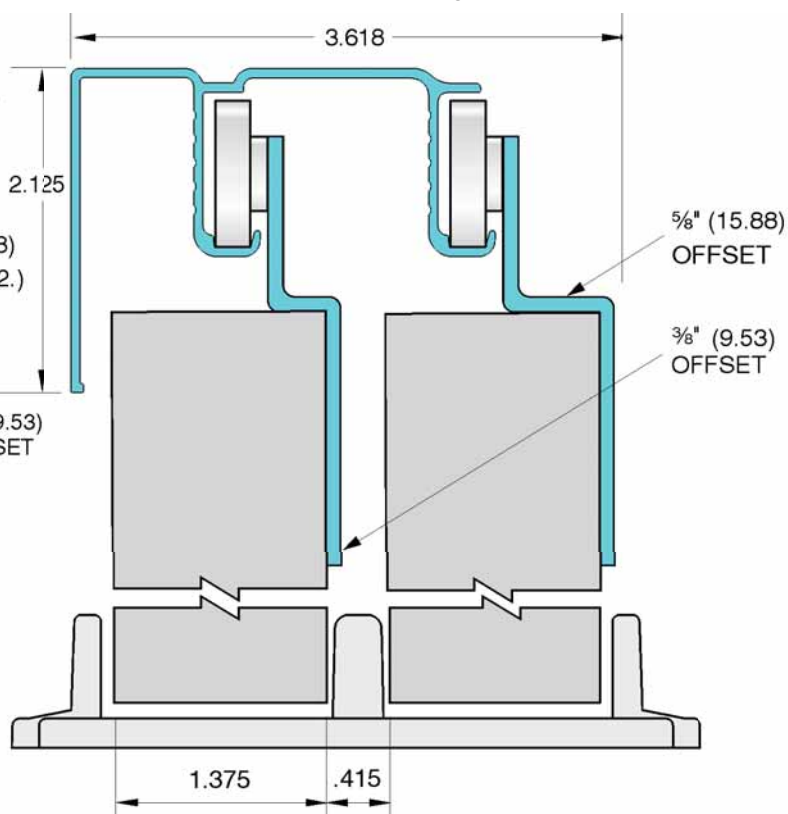
C-1200 Series Nylon centre, Side or Side and Centre combinations, or a self-adjusting assembly simply ensure quiet, rigid operation.


■ **Note:** These are recommendations only, K.N.Crowder will provide track and hardware to your exact specifications and requirements.

C-2025 Detail: Shown with $\frac{3}{4}$ " Doors



C-2025 Detail: Shown with $1\frac{3}{8}$ " Doors





CF-100


Folding Door Hardware

EASILY mounted hardware features nylon wheel for smooth horizontal action in aluminum track. Spring-loaded pivot and nylon bushings in all moving parts make for silent, easy action. Brackets are adjustable for plumb. Ideal for light or louvre type doors. Maximum door height equals floor to header less 2 1/4". Minimum door height equals floor to header less 3". Hinges by others.

- Use with Extruded Aluminum Track, 6063T5 Alloy weighing 0.184 lbs. per ft.
- Load capacity 20 lbs. per panel

CF-100 Kits & Parts

Complete set of CF-100 Top and Bottom Pivots, and Guide Wheels for two or four panels as specified.

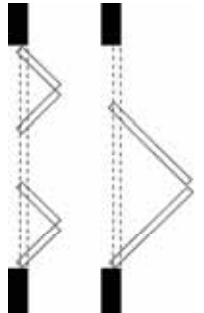


CF-100 Components

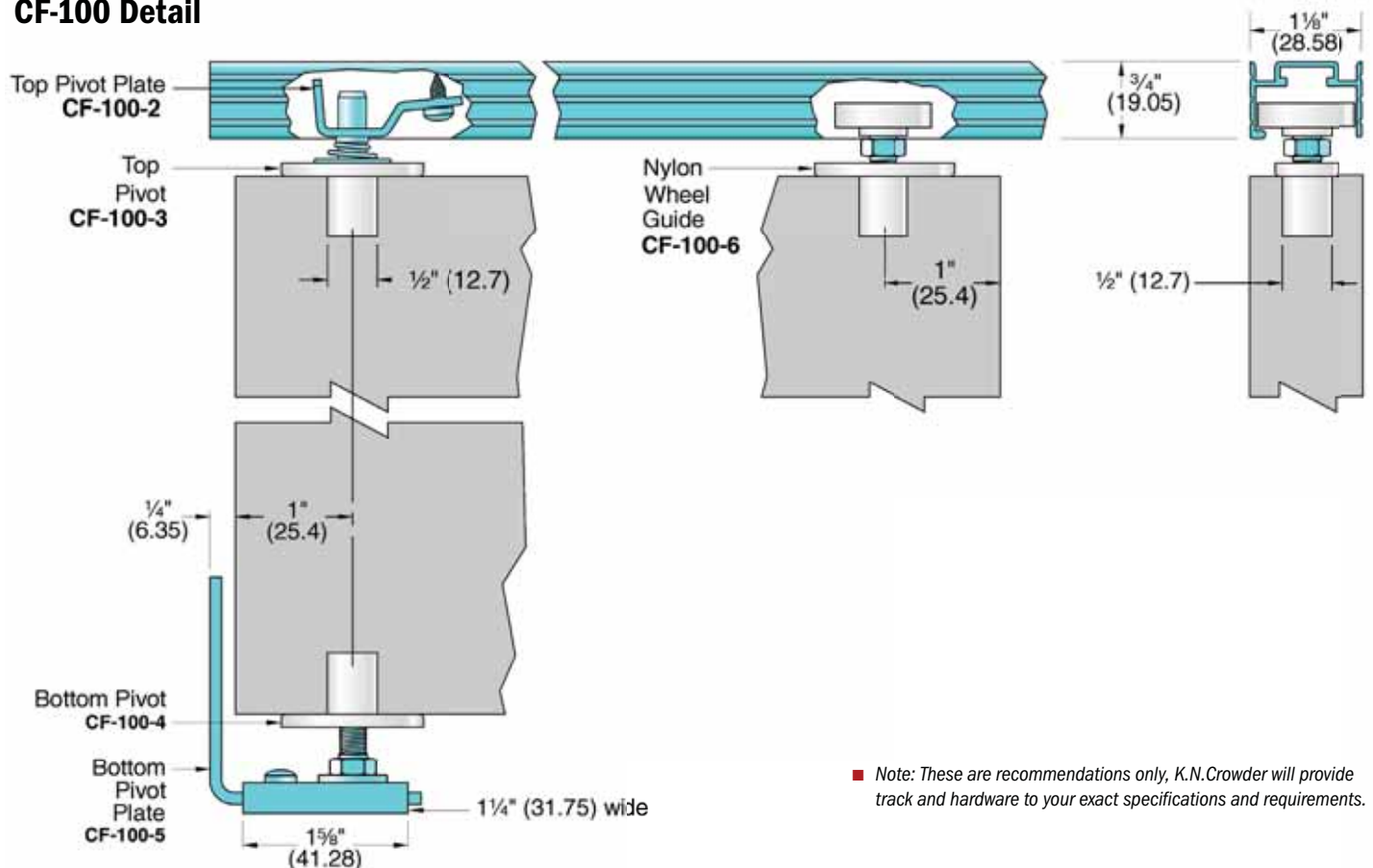
Quality-made spring-loaded pivots and nylon bushings in all moving parts provide years of dependable long-lasting service.

CF-100 Track

CF-100



CF-100 Detail

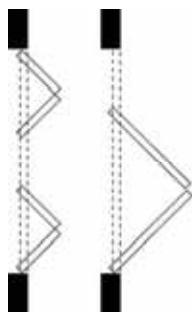


■ Note: These are recommendations only, K.N.Crowder will provide track and hardware to your exact specifications and requirements.

CF-115 Track



**Up to
50 lbs.
per door**



CF-115 sturdy top (see insert above) and base pivots (right) ensures rigid, quiet long lasting operation.

- *Note: These are recommendations only, K.N.Crowder will provide track and hardware to your exact specifications and requirements.*



Folding Door Hardware

THIS series of folding door hardware is for heavier bi-fold doors that are in constant use. CF-115 pivot hanger has four ball bearing wheels with nylon tires. Maximum door height equals floor to header less 3". Minimum door height equals floor to header less 4". Hinges by others.

- Use with Extruded Aluminum Track, 6063T5 Alloy weighing 0.388 lbs.per ft.
- Load capacity 50 lbs. per panel/leaf
- All CF-115 pivot parts are sturdy aluminum extrusion or steel

Pre-cut Track Length	Number of Doors
24"	2
30"	2
36"	2
48"	2
48"	4
60"	4
72"	4
96"	4



Also see
hardware
pages 42-44
for additional
useful
hardware.

Complete set Cf-115-2
hanger(s) for two or four
panels as specified.

Also see hardware pages 42-44
for additional useful hardware.



CF-115 Detail


Technical drawing showing various views and dimensions of the CF-115 Detail. Dimensions are provided in inches and millimeters.

Views and Dimensions:

- Top View (Left):** Dimensions: 1" (38.10) width, 1 1/8" (31.75) height.
- Front View (Left):** Dimensions: 2" (50.8) height, 1" (25.4) width.
- Side View (Left):** Dimensions: 2" (50.8) height, 1" (25.4) width.
- Top View (Center):** Dimensions: 3" (76.2) width, 1" (25.4) height.
- Front View (Center):** Dimensions: 3" (76.2) width, 2" (50.8) height.
- Side View (Center):** Dimensions: 3" (76.2) width, 2" (50.8) height.
- Top View (Right):** Dimensions: 1" (38.1) width, 1 1/8" (31.75) height.
- Front View (Right):** Dimensions: 2" (50.8) height, 1" (25.4) width.
- Side View (Right):** Dimensions: 2" (50.8) height, 1" (25.4) width.

Additional dimensions and notes:

- Min. 1 3/8" (44.45)
- Max. 2 1/8" (57.15)
- 0.75"
- 12.7"



C-405 Pivot

Folding door pivot can be used with: C-103-4A or C-106-4A hangers, C-994A using C-104 track, as well as: C-203-4A, C-206-4A or C-995A hangers, using C-204 heavy duty track

A: Indicates angle bracket top plate

(SEE CHART, BELOW)

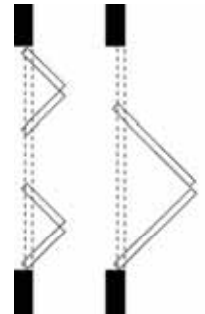
- All C-405 pivot parts are sturdy aluminum extrusion or steel

C-405 Pivot

C-104 Track



C-204 Track



C-405 Usage Chart

Maximum Door Weight	Hanger	Applicable Track
up to 150 lbs. (2 x 75 lbs.)	C-106-4A (page 10)	C-104
up to 150 lbs.(2 x 75 lbs.)	C-103-4A (page 8)	C-104
up to 170 lbs (2x 85 lbs)	C-994A (page 13)	C-104
up to 200 lbs.(2 x 100 lbs.)	C-206-4A (page 22)	C-204
up to 200 lbs.(2 x 100 lbs.)	C-203-4A (page 20)	C-204
up to 250 lbs.(2 x 125 lbs.)	C-995A (page 24)	C-204

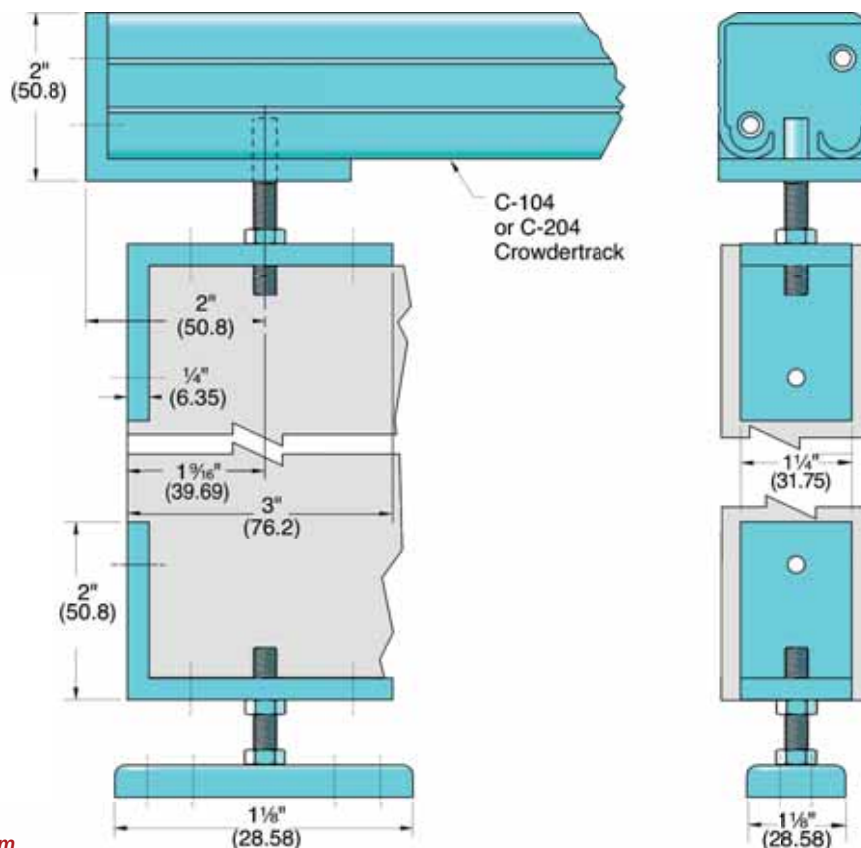
C-405 Components

C-405 Bottom Pivot.

NOTE: Maximum door height is floor to header less 4 1/8" (104.78).



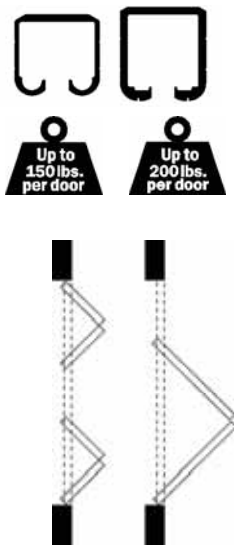
C-405 Detail



C-410 Pivot

C-104 Track

C-204 Track



C-410 Pivot

Folding door pivot can be used with: C-103-4A or C-106-4A hangers, C-994A using C-104 track, as well as: C-203-4A, C-206-4A or C-995A hangers, using C-204 heavy duty track

A: Indicates angle bracket top plate

(SEE CHART, BELOW)

- All C-410 pivot parts are sturdy aluminum extrusion or steel



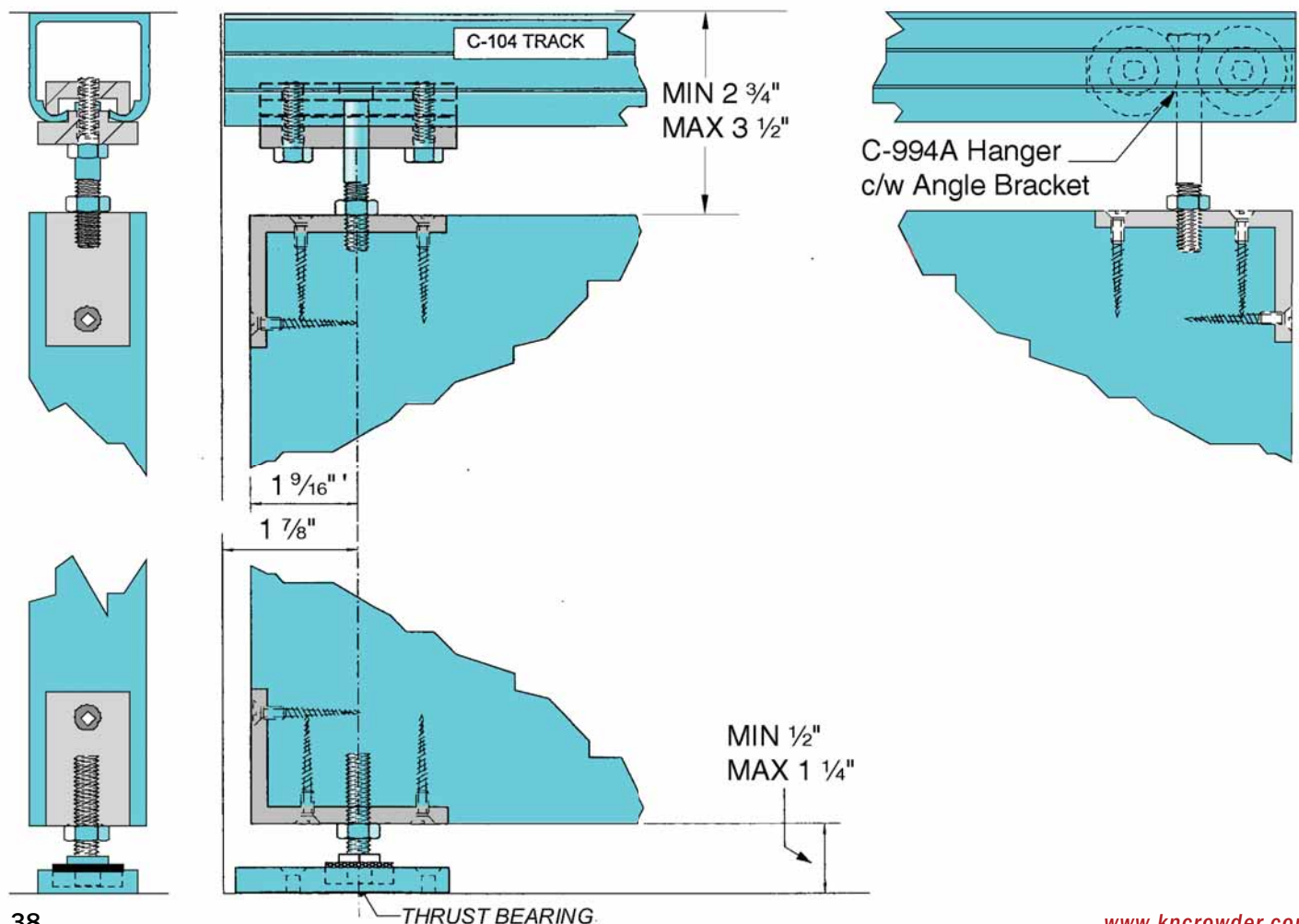
C-410 Components

C-410 Bottom Pivot comes with inset bearing for extra heavy loads.

Note: Maximum door height is floor to header less 3 1/4".

Maximum Door Weight	Hanger	Applicable track
up to 300 lbs. (2 x 150 lbs.)	C-106-4A (pg 10)	C-104
up to 300 lbs. (2 x 150 lbs.)	C-103-4A (pg 8)	C-104
up to 350 lbs. (2 x 175 lbs.)	C-994A (page 13)	C-104
up to 400 lbs. (2 x 200 lbs.)	C-206-4A (pg 22)	C-204
up to 400 lbs. (2 x 200 lbs.)	C-203-4A (pg 20)	C-204
up to 500 lbs. (2 x 250 lbs.)	C-995A (pg 24)	C-204

C-410 Detail





C-180-HD Hanger

Heavy Duty Folding Door Hardware

FOLDING door pivoting hanger for use with new C-975 Track. Two wheel dual-thrust bearing hanger for heavy duty folding door conditions or room partition systems requiring smooth dependable operation. Folding room dividers can be created, utilizing parallel back-to-back storage, against a wall or within hide-away enclosures. Top Plate can be surface mounted, or recessed, as required.

- Use with Extruded Aluminum **C-975 Track**, 6005T5 Alloy weighing 0.899 lbs. per foot
- Load capacity 250 lbs. per panel

C-975 Track

C-975 Track



C-180-HD Optional Hardware

■ Note: These are recommendations only, K.N.Crowder will provide track and hardware to your exact specifications and requirements.



C-914/C-916 Recessed In-floor or In-door channels and C-913/C-915 heavy duty ball bearing door guides, ensure secure and smooth heavy door travel.



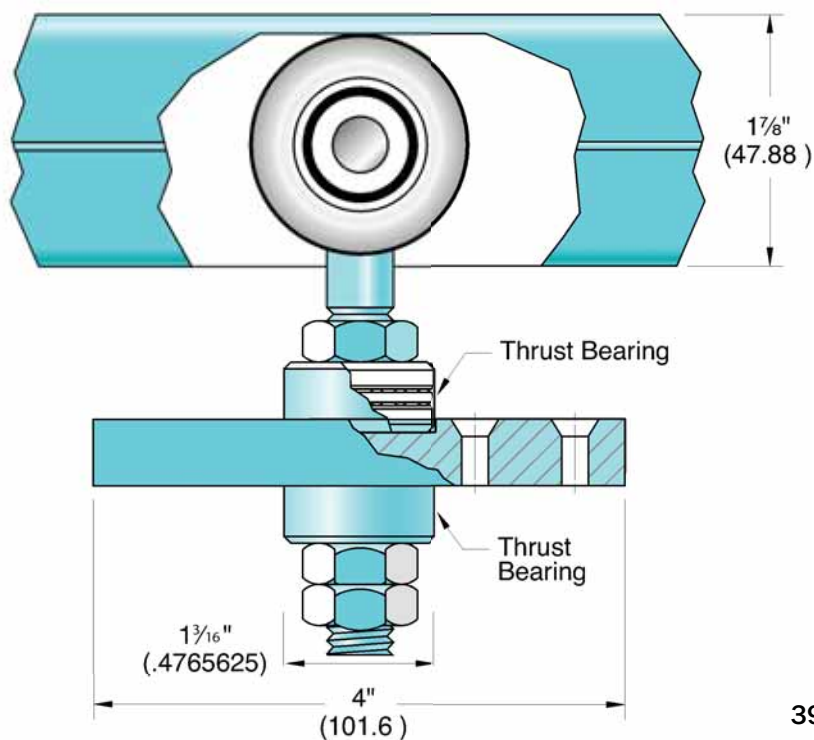
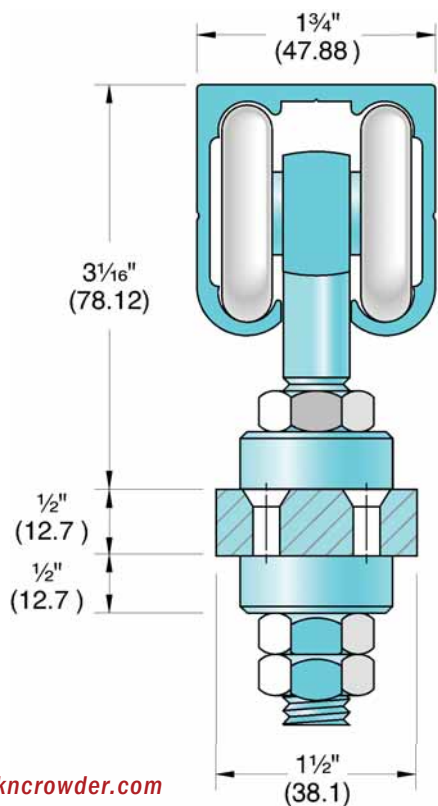
C-100/C-100 HD Door stop assists with door positioning.



See a full range of door pulls, including the C-30 sliding door lock and C-40 sliding door pull.

C-180-HD Hanger with C-975 Track Detail

No height adjustment

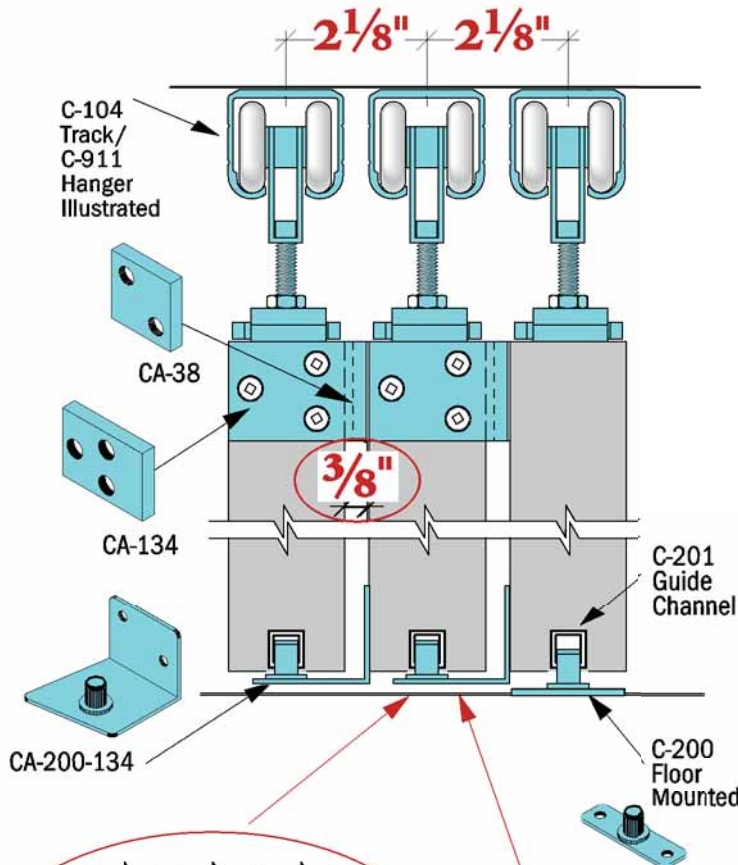


kncrowder **Come-Along System**

1 $\frac{3}{4}$ " DOORS

Minimum Door Overlap = 1 $\frac{1}{2}$ "
Also available for 1 $\frac{3}{8}$ " doors

Critical Dimensions



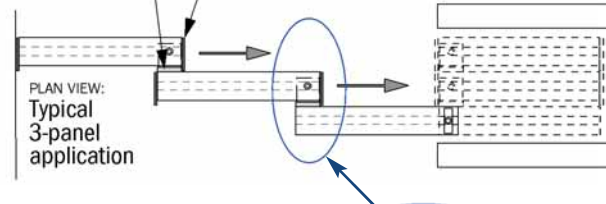
CROWDER **Come-Along** Door Hardware permits easy operation of Bi-Passing Door Systems. In multiple door applications, closing the lead door results in the second and successive doors following along. Similarly, when opening the doors, operating the leading door results in other doors stacking and moving jointly to the storage position. Where possible, the continuous stability provided by the C-202 Series Guide thresholds results in a smooth easy to operate assembly. Where unobstructed floors are necessary, the door mounted CA-200 and C-201 guide components provide bottom stability.

CA-134-3 Come-Along Set

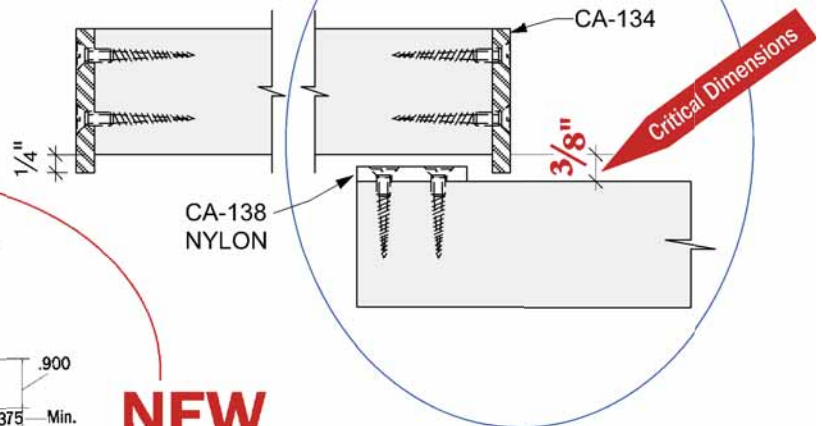
Includes:

4 PCS CA-134


2 PCS CA-38



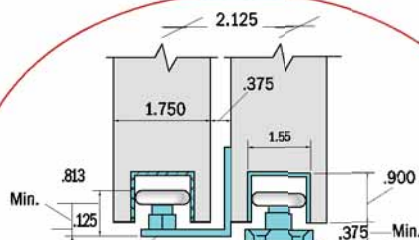
Note: Brackets must be mounted at top of door



NEW
Continuous C-202-3 Guide Threshold
NOW AVAILABLE



CA-200 Bracket, when used, must be installed directly below CA-38 bracket, as illustrated



CA-913 side mounted off face of second floor and engaging lead door

CA-914 Guide mounted to floor at edge of opening

NEW
For Heavy Duty Doors

How to hang doors

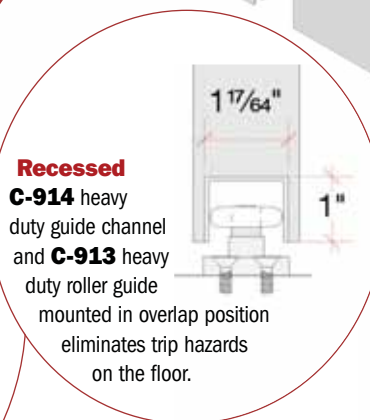
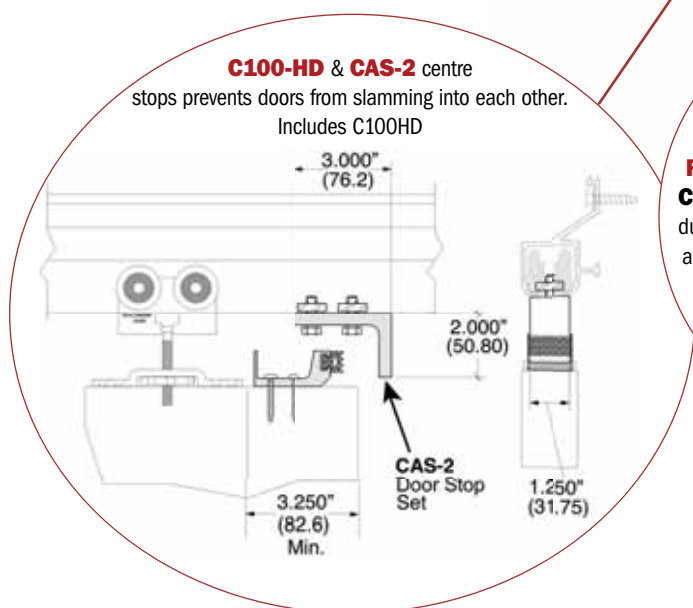
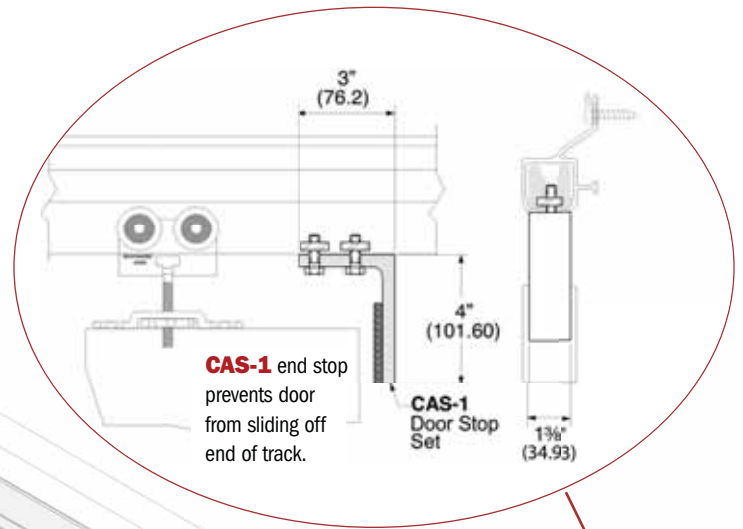
INTRODUCING ONE OF OUR NEWEST PRODUCTS

The Complete Side Mount Sliding Door System

KNC has always aimed to make the highest quality sliding door track and hardware. Our continuous side mounted tracks, a first in Canada, were designed to meet the needs of Canada's top interior designers. Our innovative snap-on/clip-on Fascia products provide significant cost savings and a clean appearance on concealed track applications.

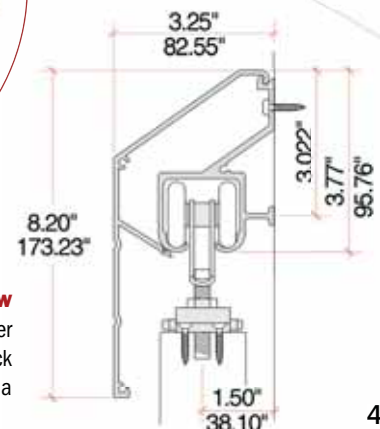
THIS PAGE SHOWS A COMPLETE SIDE MOUNT SLIDING DOOR SYSTEM. With our C108 track mounted to the wall, the doors(s) can be hung using the appropriate hangers as described on pages 14–19. Our heavy duty C913/C914 guide system provides stability to the bottom of the door while the CAS-1 and/or CAS-2 stops provide safe, problem free door positioning.

Finally, our C110 Fascia snaps into position covering the track and hangers, cutting down on time and expensive labour required to site fabricate a fascia or bulkhead. The C110 is available in Clear Anodized aluminum or paint primer finish from stock. Baked on enamel finishes are also available to meet job specific requirements.



End View

C-911 quick release hanger on **C-108** extruded aluminum track with **C-110** snap on fascia



DOOR LOCKS & PULLS

ITEM suitable for use with:

Single Track Pocket Doors using:

C-30, C-35, and C-40	C-104	Track
	C-204	Track
	C-300	Track
	C-400	Track
	C-411	Track
	C-975	Track

(specify 1 3/8" or 1 3/4" door thickness)

C-30, C-35 Sliding door lock C-40 Sliding door pull



C-35



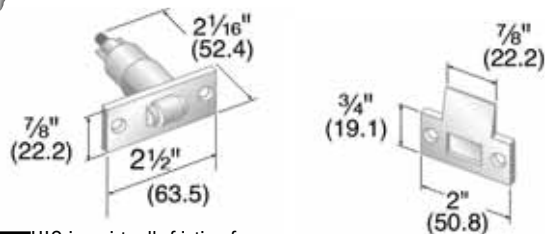

C-30



C-40

Locks manufactured for 1 3/8" doors can be fitted for 1 3/4" if specified. Brass, Chrome and Dull Chrome finishes available. C-35 also available in Oil Rubbed Bronze.

#1 Adjustable Door Catch




THIS is a virtually friction free, stainless steel spring-loaded adjustable nylon catch that is smartly styled and easily installed. Tests have shown that after **1,500,000 test closings**, wear is negligible.

■ Packed bulk (20) Screws included

Door Pulls

	Bright Chrome	Dull Chrome	Bright Brass	O.D. or Length	I.D. or Width	Depth
C70 Flush Pull	•	•	•	4 1/8"	2"	1/2"
C75 Flush Pull	•	•	•	4 1/8"	2"	1/2"



C-75

C-70

MOUNTS & JOINERS

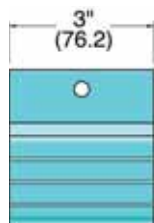
C-104 Track Mounts



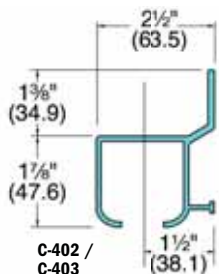
C-402 Side Mount

C-403 Joiner Bracket

Quantities for joiners and mounts should be based on 16" centres.

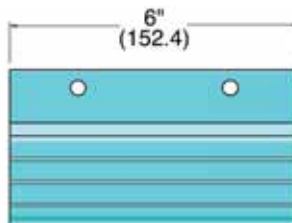


C-402

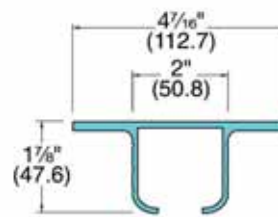


C-402 / C-403

C-403




C-406 Top Mount (For suspended ceilings only)



C-204 Track Mounts

For C-204 Track side-mounting as required.

Quantities for joiners and mounts should be based on 18" centres.

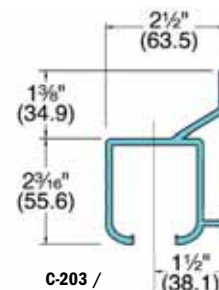


C-205 Side Mount

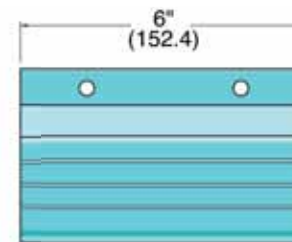
C-203 Side Mount



C-205



C-203 / C-205



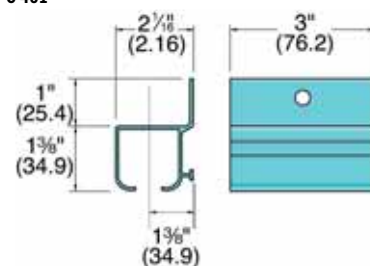
C-203

C-400 Track Mounts



C-401 Side Mount

C-401



www.kncrowder.com

DOOR GUIDES

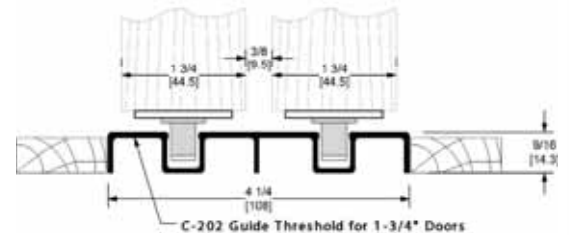
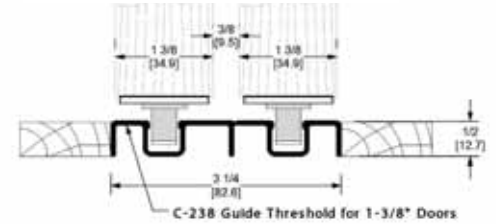
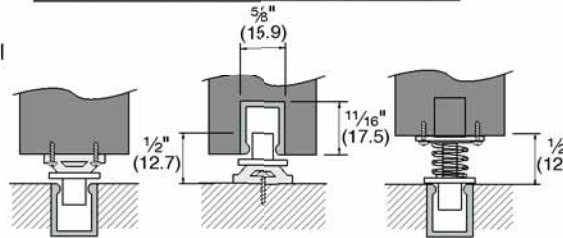

C-200 Guide Channel & Guides

C-201 CHANNEL WITH C-200 GUIDE:

All Single Pocket or Dual Bi-passing doors
 • residential, commercial or institutional use

C-201 CHANNEL WITH C-200B GUIDE:


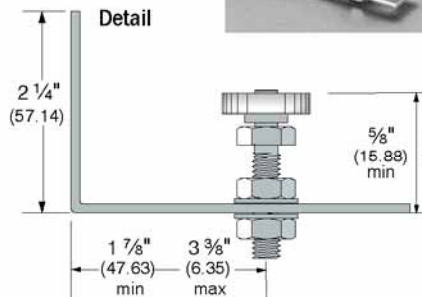
All Single Pocket or Dual Bi-passing doors
 • residential, commercial or institutional use
 • provides constant spring-loaded contact



C-202 GUIDE THRESHOLD

C-109 door Guides

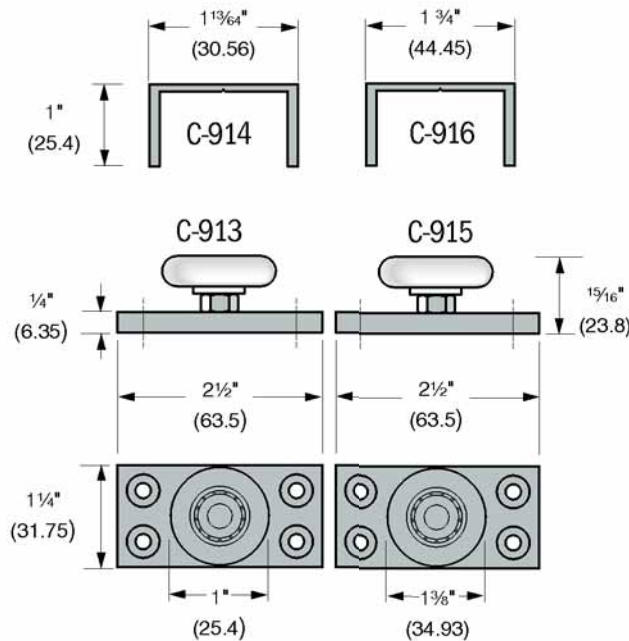
The C-109 guide is a heavy duty floor or jamb guide for industrial use, e.g. on C-104 series track.



CA-913 For use with 1 3/4" doors and Come-Along System

CSM-913 For use with side mount tracks: C-108, C-412, and side mount brackets: C-402 and C-205

C-913/C-915 Heavy Duty Ball Bearing Door Guides



C-914/C-916 Guide Channels



C-916 Channel and C-915 Roller Guide

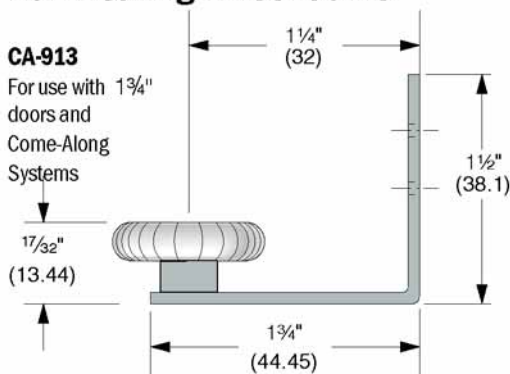
For all Surface-mounted Pocket or Dual Bi-passing doors



Ball Bearing Wheel Guide

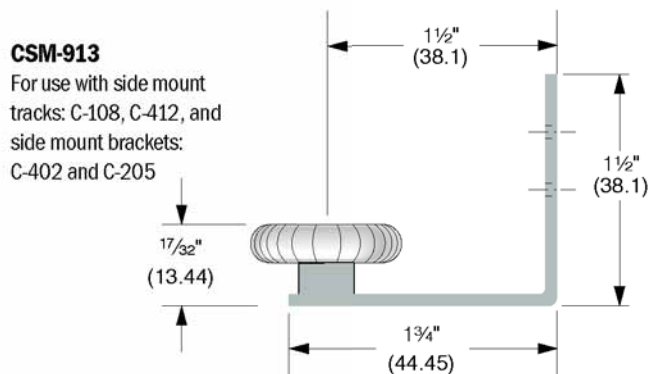
CA-913

For use with 1 3/4" doors and Come-Along Systems



CSM-913

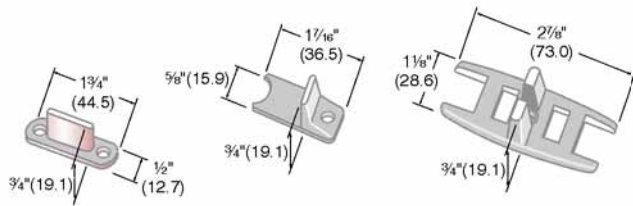
For use with side mount tracks: C-108, C-412, and side mount brackets: C-402 and C-205



Use C-915 and C-916 together for a long lasting heavy-duty rolling guide and channel combination.

• Residential, commercial, institutional or industrial use.

C-1200 Series Door Guides



C-1201 Guide:
Kerfed groove centre guide or between bypassing doors
• for residential use

C-1202 Guide:
For use with C-1206 guidestrip
• for residential use


C-1206 Guide:
For both sides of Single Track Pocket doors
• for residential use

C-1203 Guides:
For Both sides of Single Track Pocket doors
• for residential use


C-1204 Guide:
For bi-passing doors
• for residential use

C-1205 Guides:
Sliding adjustable guides for bi-passing doors
• for residential use

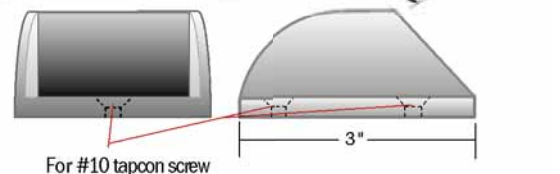
C-100, C-100HD and C-102HD Door Stops



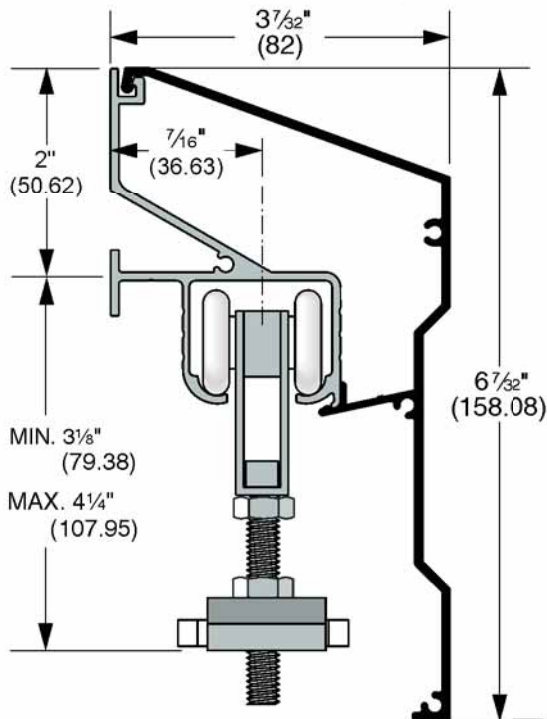
Steel and rubber door stop to easily control door positioning



Heavy duty floor door stop prevents door from kicking.




C-412 & C413 Shown with C-413 Fascia, optional



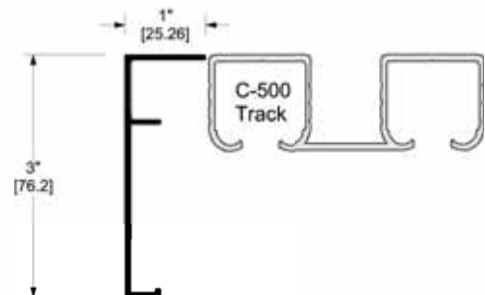
C-110 Fascia & End Cap



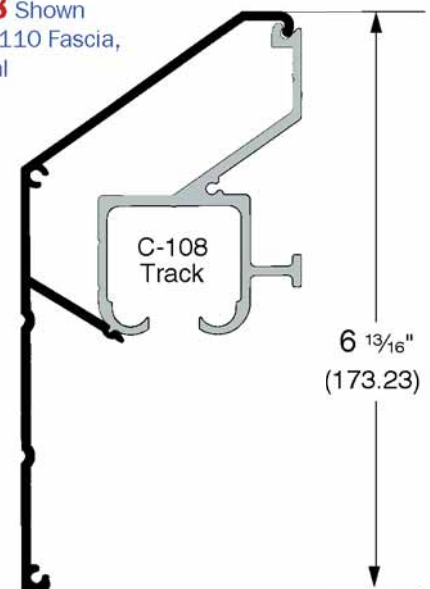
C-104 End Cap



C-130 Fascia



C-108 Shown with C-110 Fascia, optional



Cubicle Track

Anodized aluminum ceiling mounted hospital curtain track

CROWDERTRACK is a specially designed cubicle privacy curtain track provides for the complete screening of a patient's bed. When not in use, curtains may be drawn completely against the wall and out of the way. The tracks and carriers are designed for quiet, smooth movement of the curtains. The simple design of the ceiling mounted system provides easy adaptation to both existing facilities and new construction.

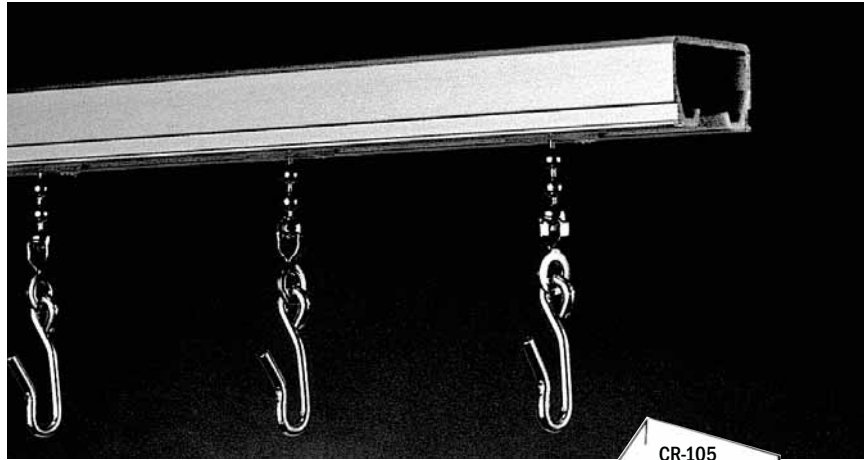
Cowdertrack Privacy Track is manufactured from high quality extruded aluminum with an anodized finish for long life.

Track may be surface mounted directly to the ceiling, recessed or suspended when required.

Use with Extruded Aluminum Track 6063T5 Alloy weighing 0.299 lbs. per foot.

Curtain carriers are nylon, each with two rolling nylon wheel units. The stainless steel chain and hooks are designed to prevent tangles, sticking and jammed curtains.

This combination of aluminum track and nylon wheels provides smooth, almost noiseless movement.



Cubicle Track Hardware

CR-103 Carriers 3.125"

CR-105 Stop Fitting

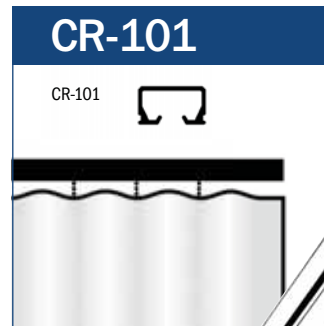

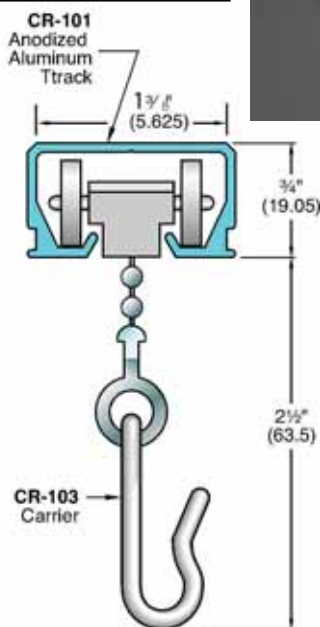
CR-106 Pop-out for CR-105 Stop Fitting

CR-111 Extruded aluminum Joiner

CR-146 90° Curve
(see detail below right)

CR-147 45° Curve
(see detail below right)

CR-102 Suspension Bracket



CR-111 Joiner

CR-105 Stop Fitting

CR-106 Pop-out Fitting

CR-103 Carrier
3 1/8"

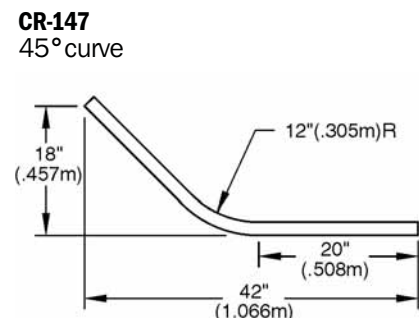
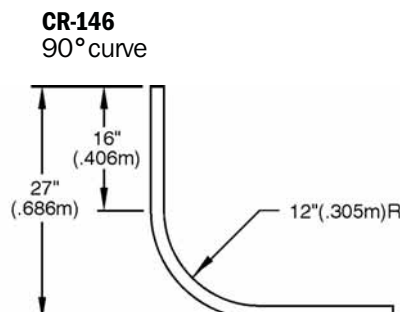
CR-101 Anodized Aluminum Track

CR-102 Suspension Bracket
(up to 24 ")

CR-146 (90°)
CR-147 (45°)

CUBICLE TRACK DETAIL

Curtain carriers are nylon, each with two rolling nylon wheel units. The stainless steel chain and hooks are designed to prevent tangles, sticking and jammed curtains. This combination of aluminum track and nylon wheels provides smooth, almost noiseless movement.



KNC Hang-It All picture rail offers the perfect system to display paintings, signs, notes memos – almost anything without damaging walls.

Specially designed picture hooks fit into the track allowing lateral movement for positioning, with firm, sure support up to 20 lbs. The unique roller clip accepts paper or cardboard as you place it into the slot holding it firmly in place, yet removed easily with a slight twist.

There is a method of installation to fit any type wall or wall surface. Eliminates nail holes and cracking plaster. *Hang-It-All* Picture Rail can be easily installed virtually anywhere.

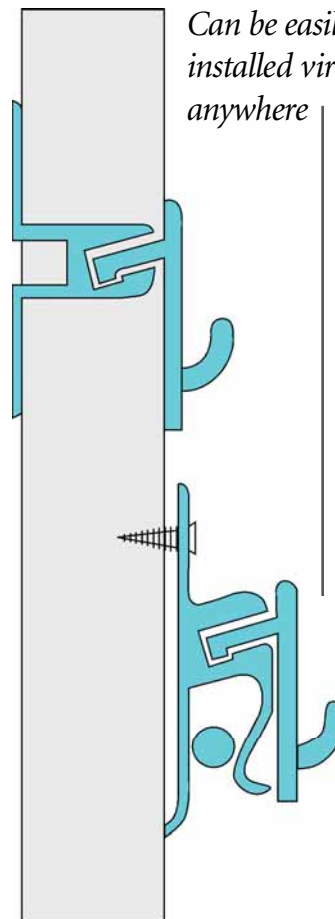
Hang It All

PICTURE RAILS

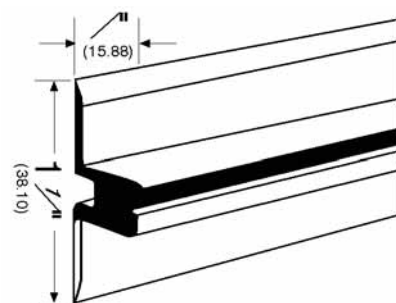
Convenient
Easy to Install...
Multi-Purpose

Can be easily
installed virtually
anywhere

Office
Libraries
Kitchens
Hotels
Hospitals
Stores
Recreation
Schools
Industry
Dormitories
Restaurants
Supermarkets

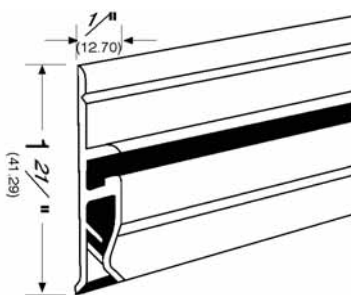


Drywall & Plaster Wall installation



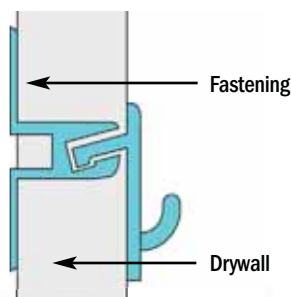
Aluminum Rail P5 Mill finish

Surface installation

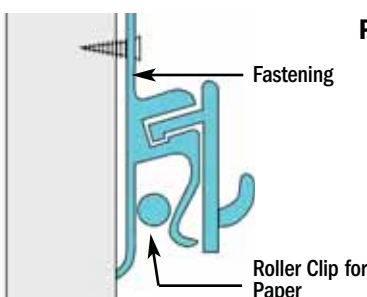


Aluminum Rail P6 Clear Anodized
Other Finishes on Request

P5



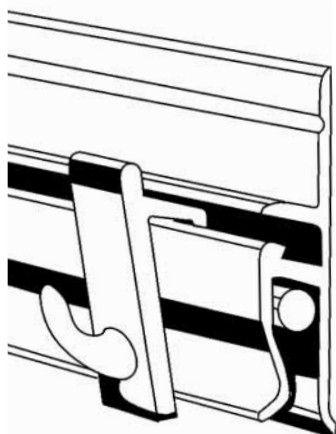
P6



P3
Roller Clip



P4
End Plug



FOR hanging objects in any room. Picture hooks can be moved to any position. Eliminates nail holes and cracking plaster.

Hang-It-All Picture Rail is available in 12 foot lengths.

P5 is supplied with one nylon hook (**P2**) per foot. **P6** is supplied with one nylon hook (**P2**), and one roller (**P3**) per foot and two end plugs (**P4**) per length.



P2
Picture Hanger

Hang-It-All Picture Rail provides the perfect way to display paintings, signs or even kitchen memos without damaging

walls. Specially designed nylon picture hooks fit into the track allowing lateral movement, for positioning, yet firm supports, up to 20lb. per hook, for your pictures or paintings. The unique roller clip for paper or cardboard accepts material as you place it in the slot and holds it firmly in place until removed.

The various methods of installation allow you to use *Hang-It-All*, virtually anywhere.

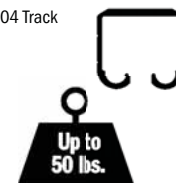
Hang It All

PICTURE RAILS

Festooning Systems


C-104 Track

C-104 Track



- C**ROWDERTRACK offers a complete line of cable carriers and festooning systems.
- Our cable carriers are for round cables attached with with tape, cable ties or nylon tapes.
 - This system is widely in use throughout the the world.
 - All tracks are of rustproof extruded aluminum in lengths of up to 24 feet.
 - Wheels are nylon ball bearing.
 - Track brackets available for ease of installation.

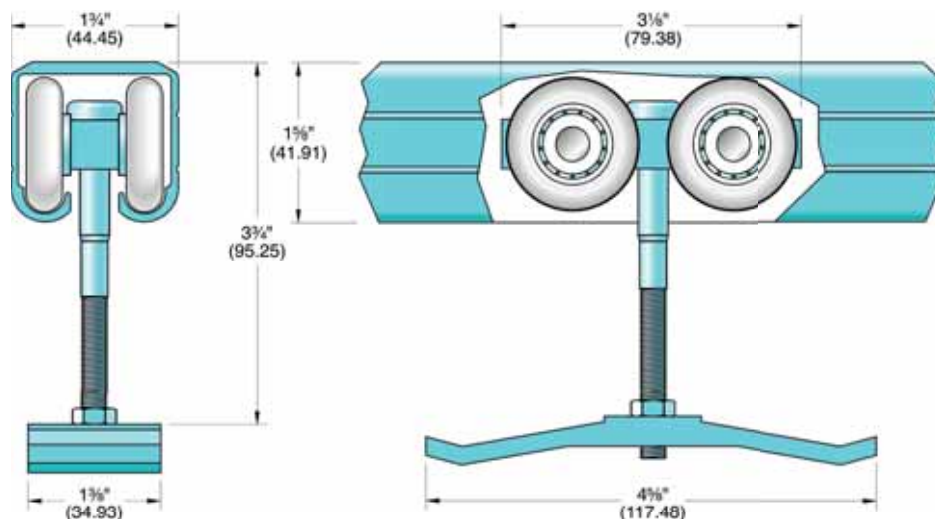
C-116-4 Hanger c/w C-104 Track Detail



C-116-4

FOUR ball bearing nylon tire wheels per hanger. Design of top plate allows for easy attachment of all types of cable and hose.

- To be used with C-104 Track.

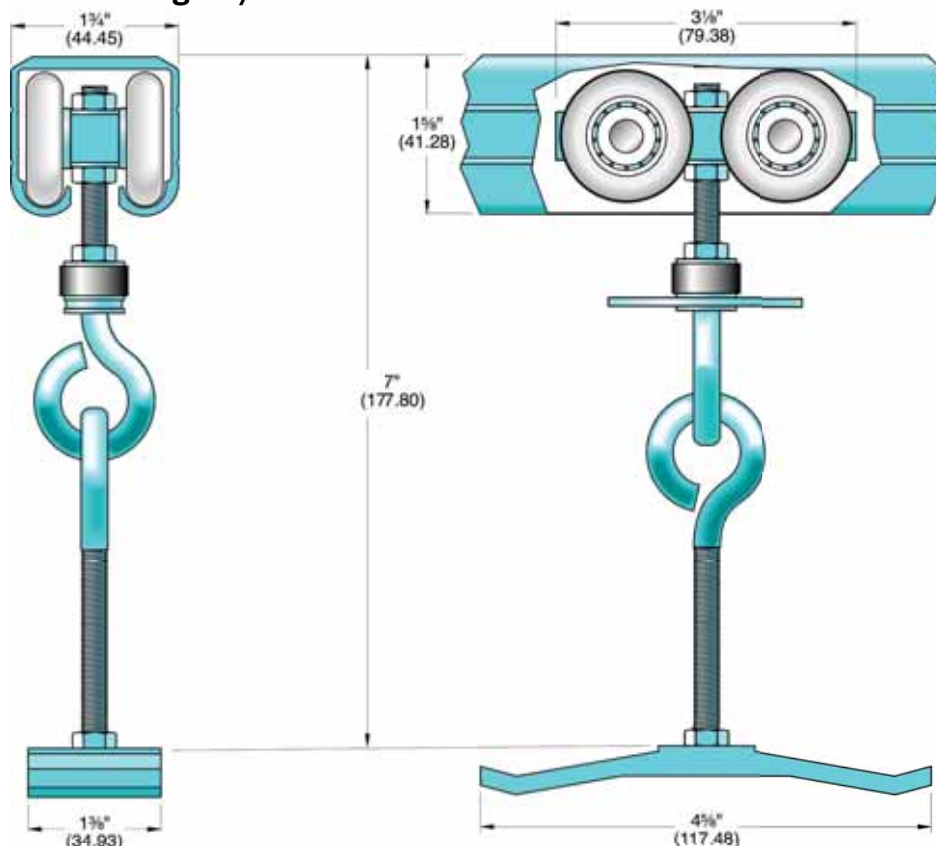


C-416-4 Hanger c/w C-104 Track Detail



C-416-4

Chain (by other) limits carrier spacing as required. To be used with C-104 Track



How to Specify Crowdertrack

To assist us in understanding your specific needs, and processing your order flawlessly, there are **three items we need to know**, in addition to the dimensions, of your installation:

1 Determine your door type requirements. ie: Single Track pocket, front, top or rear mounted; Dual Track By-passing: 2 Single tracks employed as Dual By-passing: Bi-folding/ Pivot. Thumbnail views of suitable uses are shown in this catalogue for quick reference.

2 Determine your opening size. Consider allowances and clearances for recessed pockets where applicable. Charts of standard sizes and configurations, as well as hardware required are shown on each product page of this catalogue, where applicable.

3 Estimate or determine the door weight you will need to accommodate. A reference table above, is shown to assist with this calculation. A thumbnail view of recommended capacities are shown in this catalogue for quick reference.

If you require alternate configurations or have special track requirements, we would be more than happy to discuss your needs.

K.N. CROWDER PRODUCTS

CROWDERTRACK SLIDING DOOR HARDWARE

CANADA THRESHOLDS & WEATHERSTRIP

DOOR LOUVRES

KEN-DOOR LITE KITS

STEELITE

KENAGRILLE FOOT GRILLES

KEN-A-MAT FLOOR MATTES

PICTURE RAIL

Average Door Weight. (lbs) 7ft. door 1 3/8" thick

	Hollow Wood Core	Solid Pine	Hollow Core Steel	Solid Oak
12"	14	21	28	35
18"	21	32	42	53
24"	28	42	56	70
30"	25	53	70	88
36"	42	63	84	105

For 8 ft doors multiply x 1.14 for aprox. weight
For 7 ft doors 1.75" thick, multiply x 1.25 for aprox. weight
For 8 ft doors 1.75" thick, multiply x 1.50 for aprox. weight

K.N. CROWDER AGENTS

BRITISH COLUMBIA

POCO Sales and Consulting

Ste. F 2288 Elgin Street,
PORT COQUITLAM
BC V3C 2B2

Dick Elrick
delrick@shaw.ca
604-889-9322

FAX 604-944-8510

Don Banks
banksconsulting@telus.net
604-779-7342

FAX 604-944-8510

ALBERTA

N.H. Collin & Associates

6149-6 Street SE,
CALGARY
Alberta T2H 1L9

Dean Collin
nhcollin@agt.net
403-243-3422

FAX 403-287-3061

N.H. Collin & Associates

#203-15735-114 Ave.,
EDMONTON
Alberta T5M 2Z3

Keith Foster
nhcedm@telusplanet.net
780-483-0518

FAX 780-483-0490

MANITOBA/SASKATCHEWAN

B.L. Webber

254 Overdale Street,
WINNIPEG
Manitoba R3J 2G3

Brenda Webber
bbwebber@mts.net
204-895-3703

FAX 204-895-3709

ONTARIO

D.M.B. Sales Inc. Dave Brown

downtowndavebrown@rogers.com
416-801-7776

FAX 519-940-3493

Mike Crompton

mikecrompton@rogers.com
416-801-6767

FAX 905-430-9233

Bob Stilwell

ceasar@muskoka.com
416-801-6775

FAX 705-687-8241

THE CROWDER WARRANTY



K.N. Crowder Mfg. Inc. Burlington, Ontario

K.N. Crowder Mfg. Inc. Warrants to its purchasers that Crowder-track sold by it will be free of any defects in materials or workmanship for a period of one year from the date of installation.

K.N. Crowder Mfg. Inc.'s liability is limited to the repair or replacement of units which we agree are defective and will entertain no claims for consequential damages of any nature.

QUEBÉC

Ard/Les Agences Réal Demers Inc. (head office)

2222 Charland Avenue,
MONTRÉAL
Quebec H1Z 1B4

Real Demers AHC
realdemers@ard.ca)

Patrick Demers AHC
PatrickDemers@ard.ca

Chantal Demers
chantaldemers@ard.ca
514-387-7515

FAX 514-387-7780

Ard/Est du Québec (branch)

47 Rue Martel,
QUEBEC CITY
Quebec G2B 2W6

Denis Martel AHC
481-845-9440

FAX 481-845-9409

Ard/Estrie & Centre du Québec

1043 Rue Antoine, (branch)
CANTON DE MAGOG
Quebec J1X 3W2

Simon Cournoyer AHC
simoncournoyer@ard.ca
819-843-7277

FAX 819-843-2177

ATLANTIC PROVINCES

Atlantic Hardware Consultants Ltd.

15 Biggs Drive - Unit B
RIVERVIEW
New Brunswick E1B 3Y8

Terry Dolan

atlantichardware@rogers.com

506-387-9100

FAX 506-387-9102